

**Crompton**

Fans




**World's  
No.**

**Ceiling Fans' Brand**



**FANS CATALOGUE  
2026**



CEILING FANS



TABLE FANS



PEDESTAL FANS




WALL FANS




PERSONAL FANS



EXHAUST FANS



INDUSTRY FANS



## Dear Customer,

We thank you for choosing Crompton as your preferred brand for fulfilling your décor choices. We are delighted that you are now part of the Crompton legacy!

Our products are crafted with an obsession to detail and feature industry leading innovations like Anti-Dust fans and Duratech technology.

In this catalogue, you will find our latest range of energy efficient ceiling fans with X-Tech & ActivBLDC technology. Our range of energy efficient ceiling fans will provide you with unparalleled savings on your electricity bills. Furthermore, energy efficiency as a feature, is available across all our product segments to suit your needs.

We have also included a section to help you choose the recommended design and color for your home décor.

Happy surfing !



With a rich legacy of 85+ years, Crompton stands rooted on unwavering trust, reliability and excellence. Leveraging our expertise in the field of electrical engineering, we bring to you great designs, superior product performance, and meaningful benefits at the right price.

Our range of innovative products caters to the modern consumer needs. From easy to clean Anti-Dust fans, easy to maintain Air Coolers, Hygienic Lighting Solutions (Anti-Bac LEDs) to Pumps and many more, Crompton delivers on the trust placed on us.

Today, we are a proud World's No. 1 Ceiling fans' Brand in Fans, with a strong presence in the other categories like Pumps, Water Heaters, Air Coolers, Kitchen Appliances, and Lighting.

Explore the best!



**SilentPro**

2X more silent<sup>^</sup> than regular fans



**Energion**

Up to 50% energy\* savings

<sup>\*</sup>Up to 50% energy savings as compared to a regular ceiling fans operating at the same RPM.  
<sup>^</sup>Most regular ceiling fans operate at 64dB. Every increase of 10 dB in noise level is perceived to be twice as loud. SilentPro operates at 52dB level thereby making it twice more silent than its conventional counterparts.  
 Due to continuous product improvement, the product illustrated in this catalogue may vary slightly from the actual product.

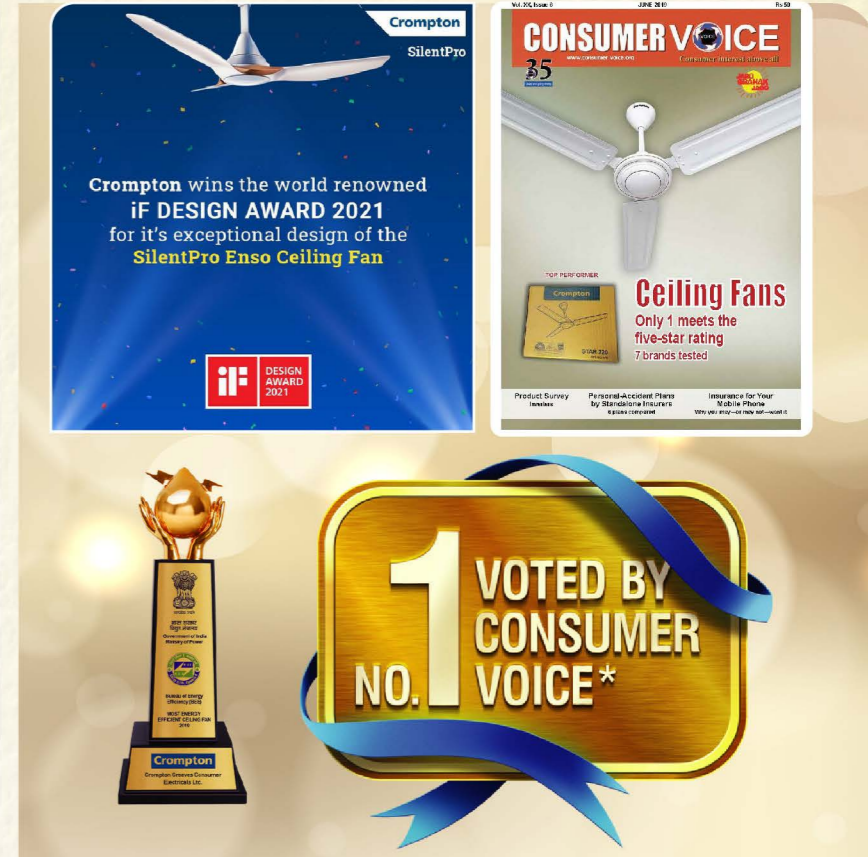
## Award Winning Designs

With the best in class, internationally awarded designs, Crompton Fans are a work of art and a statement piece for your home aesthetics.



## Ranked No.1 by Consumers

Crompton's Star 220 ceiling fan, the only fan that delivers on the BEE 5 Star rating for energy efficiency, was ranked No.1 and by Consumer Voice\*.



## Recognitions in Energy Saving

Awarded with the National Energy Conservation Award<sup>^</sup>, 6 years in a row!

<sup>\*</sup>Consumer Voice is an independent organization that conducts independent, comparative and unbiased product trials recognized by the Ministry of Consumer Affairs.  
<sup>^</sup>National Energy Conservation Award (NECA) is given every year for exceptional achievement in Energy Efficiency. This is awarded by Bureau of Energy Efficiency (a department under Ministry of Power, Government of India) for Energy Efficient Appliances.



## Manufacturing Excellence

With improving consumer preferences, and to fulfill the ever-increasing market demand of Crompton's durable products, we have multiple state-of-the-art manufacturing facilities at Goa & Baddi.

At these facilities, we employ the most modern technologies such as Automated Stator Winding and Die Casting units which offer best in class products with highest quality standards.

## R&D and Consumer Research Driven Innovations

For the last 8 decades, Crompton consistently kept to the promise of trust, reliability and durability of its fans.

Crowned as the pioneer in fan motor technology, we leverage our robust R&D processes and capabilities, which are further enhanced by our close consumer connect - to offer superior technology-based lifestyle solutions.

## Innovations @ Crompton Fans



### Anti-Dust Fans

- 2017 Fans with dust-resistant nano technology paint for hassle free cleaning and 50% less dust.



### Air 360 Fans

- 2017 Aerodynamic blades with Anti-drag design for smoother air flow and 50% more coverage.



### VSense Fans

- 2017 Fans with Smart Sensor technology which rotates at High Speed in low voltage conditions.



### Duratech Fans

- 2017 Fans with Premium components & 5-year warranty designed to deliver superlative performance.



### Energion Fans

- 2020 Energy Efficient fans with ActivBLDC motor that save up to 50% Electricity costs



### SilentPro Fans

- 2020 Elite range of fans with aerodynamic ABS body with Silent Operation & Energy Efficient ActivBLDC motor.



### Smart Fans

- 2021 Fans that are operated using mobile application, voice control devices and remote.



### Active Power Fans

- 2020 Energy Efficient fans with ActivePower Induction motor that consume up to 33% less Electricity.



### Nucleus

- 2025 Focused on building inhouse BLDC platform, ensuring superior reliability, scalability & robustness in our BLDC fans.



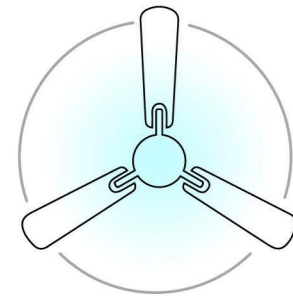
### X Tech

- 2025 Motor technology for induction motors ensuring that all ceiling fans comply with the BEE standards, have a minimum of 1 star rating, are progressively energy efficient, and ready for stricter BEE transitions in the future.

## Technical Advice

### Sweep Size

Sweep Size refers to the entire diameter of a fan.



| Sweep Size    | Room Size                       |
|---------------|---------------------------------|
| 600 mm (24")  | Small shop, cabin / powder room |
| 750 mm (30")  | 6 X 10 ft                       |
| 900 mm (36")  | 7 X 10 ft                       |
| 1050 mm (42") | 10 X 10 ft                      |
| 1200 mm (48") | 12 X 13 ft                      |
| 1300 mm (52") | 13 X 14 ft                      |
| 1400 mm (56") | Large room 14 X 16 ft           |

### Air Flow

Higher CMM means higher air delivery

More Blades ≠ Better Air Flow

High CMM = Better Air Flow

### Optimal Height

For ceilings that are taller than nine feet, add 6" to the downrod for every foot of height.

Optimal height

8ft-9ft

For a much more larger room, consider using **two fans** to balance the air circulation in all parts.

## Fan Selection Guide

**Step 1**  
Compare your décor

**Step 2**  
Select fan model  
Select fan color

**Step 3**  
Browse through the technical details

### Selection tips for Ceiling Fans

**Tip 1**  
To make the room look spacious, match your **ceiling and fan color**.

**Tip 2**  
**Decorated fans** complement spaces with **classic or luxurious** settings.

**Tip 3**  
**Metallic trims** go well with shiny décors within the space.

**Tip 4**  
For spaces with high maintenance, choose our **anti-dust** ceiling fans range.

**Tip 5**  
For places where you need quiet comfort, choose **silent operation fans**.

**Tip 6**  
To accentuate your ceiling, choose **contrasting furniture color** for your fan.

**Tip 7**  
Choose **energy efficient fans** for spaces with continual requirement.

**Tip 8**  
Choose **smart (IoT enabled)** fans for ease of use.

## New Star Rating System

We Present to you our wide range of energy efficient ceiling fans which are compliant with the new standards set out by Indian Bureau of Energy Efficiency.

$$\text{Service Value} = \frac{\text{Air Delivery (m}^3\text{/min)}}{\text{Wattage (W)}}$$

Higher the service value (air delivery/watt), better is the star rating of the fan!

| Star Levels                                       | 1 STAR       | 2 STAR       | 3 STAR       | 4 STAR       | 5 STAR |
|---|--------------|--------------|--------------|--------------|--------|
| For ≥1200mm sweep size fan<br>Rated Service Value | ≥4.5 to <5.0 | ≥5.0 to <5.5 | ≥5.5 to <6.0 | ≥6.0 to <6.5 | ≥6.5   |
| For <1200mm sweep size fan<br>Rated Service Value | ≥3.6 to <4.1 | ≥4.1 to <4.6 | ≥4.6 to <5.1 | ≥5.1 to <5.6 | ≥5.6   |

### Minimum Specification\*

| Fan size Sweep Size (mm) | BEE 2.0                                    |   |
|--------------------------|--|---|
|                          | Minimum Air Delivery (m <sup>3</sup> /min) | Minimum Service Value (m <sup>3</sup> /min/W) |
| 600                      | 100  | 2   |
| >600 and ≤750            | 115  | 2   |
| >750 and ≤900            | 130  | 3.6   |
| >900 and ≤1050           | 150  | 3.6   |
| >1 050 and ≤1200         | 210  | 4.5   |
| >1 200 and ≤1320         | 220  | 4.5   |
| >1320 and ≤1400          | 245  | 4.5   |
| >1 400 and ≤1500         | 270  | 4.5   |

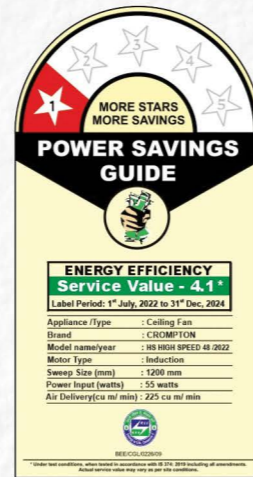
\*As per 'Amendmen t No. 1 O ctober 2022 to IS37 4:2019 Electric Ceiling Type Fans - Specifications'

## Star Rating Label Locations

Primary Motor Box



Top End Shield



\*The images shown above are for representational purposes only and may not represent the actual parts/components used.

## Higher Star Ratings offer better value for customers!

|  | 0 STAR | 1 STAR | 2 STAR | 3 STAR | 4 STAR | 5 STAR |
|--|--------|--------|--------|--------|--------|--------|
| Electricity Bill Per Annum (in INR)**                  | ₹3504  | ₹2196  | ₹1962  | ₹1775  | ₹1635  | ₹1495  |
| Annual Savings Compared to Non Star Ceiling Fan 1 Fan  |        | ₹1308  | ₹1542  | ₹1729  | ₹1869  | ₹2009  |
| Annual Savings Compared to Non-Star Ceiling Fan 4 Fans | ₹5233  | ₹6167  | ₹6915  | ₹7475  | ₹8036  |        |

\*\*16 hours of Usage Per Day \*\*Electricity Bill Per Day @ `6.5/unit.

\*\*Savings shown are based on ideal usage estimation, for a typical 1200mm sweep size ceiling fan.




## Super efficient motor

Active components like windings, stampings, etc. make the motor more efficient with upto 25%+ higher

## Longer motor life

With upto 50% less heating this motor is cooler as compared to a regular fan motor, resulting in its longer life.





# DECOR STORIES

Browse through our décor stories that help you select the right fan for your interiors. Complement your ceiling with a wide range of stylized designs that are available in many colors.

MINIMALIST

ECLECTIC

CONTEMPORARY

MODERN

SCANDINAVIAN

INDUSTRIAL / RUSTIC

LUXURIOUS

ETHNIC

TRADITIONAL



## MINIMALIST DECOR

Scandinavia-inspired, uncluttered and stylish; minimalism embodies the idea of doing more with less. While the word might conjure up visions of monochrome rooms with sparse décor, it has evolved into multiple versions that include bohemian underpinnings, retro touches and punchy color accents.



## Our Recommendations



### COOKIE

Black & Ivory



### GROOVE REGMOTE

Satin sand




## ECLECTIC DECOR

At its core, eclectic style is all about filling your home with your personality. It's fun, funky & full of visual interest. This style exudes 'the quirk' within you. Define your home décor with a little bit of, well, everything.



## Our Recommendations



### ROVERR SMART

Knight blue



### AURA2-4 BLADE

Irish Coffee



## CONTEMPORARY DECOR


Contemporary styling is all about creating an aesthetic that's trendy, inclusive and feels like it belongs in the present. Right now, it's all about muted color schemes, curated accessories and furniture with clean lines and soft edges. Work with natural elements, industrial accents and subtle prints to add your own distinctive warmth and charm.

## Our Recommendations



### GRACE


Pristine White



### FLUIDO WAVE

Cinnamon Blush





## MODERN DECOR

Despite the misleading name, modern styling is rooted somewhere in the mid-20th century. Clean lines, curated pieces and a refined, unfussy approach is what it's all about. Focus on a handful of earthy tones with wood, stone or metal accents to bring it to life.



## Our Recommendations



### BLOSSOM SMART

Denim blue



### NITEO PRO

Burnt Drift Wood



## SCANDINAVIAN DECOR

This design style relies on finding beauty and elegance in clean, uncluttered spaces that are still distinct and evocative. Function and form, work shoulder-to-shoulder in this aesthetic which values geometric shapes, lots of texture and neutral backdrops in new and ever-evolving ways.



## Our Recommendations



### ENSO SENZE IOT

Mocha brown



### NUCLEIOD

Black ivory



## INDUSTRIAL DECOR

Born from the foundations of old warehouses, factories and mills, this style focuses on staying close to the raw nature of space. High ceilings, open plan formats, high-contrast art pieces, darker color palettes and plenty of metal create a look that's polished yet ever welcoming and casual.



## Our Recommendations



### ELEVATE

Matte black



### CAIRO

Regal antique brass



**LUXURIOUS DECOR**

Champagne kisses and caviar dreams' - luxe styling is all about sophisticated self-expression, plush ornamentation and most of all - balance. Maximise comfort while adding enough interest and warmth through rich fabrics, edited accents and clean, nude palettes. There's room for everyone from the Zen-loving modernists to the whimsical maximalists to make their own style statement.

Our Recommendations



**STATEMENT SENZE**

Brown



**URANUS**

Black chrome



## ETHNIC DECOR

Recreating the warmth and charm of India is easy when you start with the right foundation. Choose custom-made pieces that show off your connection to the culture and handicrafts and add motifs that bring back memories of ancestral bungalows and grandma's colorful saris. Finally, temper it all by sticking to a handful of colors, earthy elements and plenty of natural lighting.

## Our Recommendations



### AURA2 3D

Birken Effect



### AURA DESIGNER WOODEN

Oakwood



## TRADITIONAL DECOR

Keep it simple and unruffled. Everything about this décor is refined and classic. From the color choices to the furniture choices and placement symmetry, this look is all about comfort without being crowded. There are no wild cards here, just rich details and dependable harmony.



## Our Recommendations



### AVANCER SWIRL

Cocoa Gold



### AURA2 DESIGNER 2D

Rose gold



# SILENTPRO

The SilentPro range, with all new aesthetics and aerodynamic ABS body is designed to deliver Superior Air Comfort with reduced noise levels.

SilentPro fans are 2X more Silent\* than regular fans and are powered by the highly Energy Efficient ActivBLDC and X-Tech technologies.

# *Crompton Fluido*

***Sculpted to Delight.  
Celebrated Worldwide.***



SilentPro Enso



SilentPro Fluido Wave



SilentPro Blossom Smart

# BLOSSOM SMART



- Fluidic Design with aerodynamic ABS body
- 2X\* more silent than regular fans
- 12 W LED Underlight with three modes – Warm, Natural, Cool with dimming options
- Operate the fan from anywhere using Remote, Mobile app or Voice Control via Alexa, Google Home
- Ceiling adjustable telescopic downrod for false ceiling installation

| Star Rating | Sweep (mm) | Power Inputs (Watts) | Speed (RPM) | Air Delivery (CMM) |
|-------------|------------|----------------------|-------------|--------------------|
| 5 Star      | 1200       | 37 W                 | 300         | 245                |
| 4 Star      | 1200       | 40 W                 | 300         | 245                |



Denim Blue



Glossy White



Mocha Brown

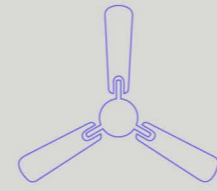


**IoT**  
ENABLED

Operate from anywhere

<sup>^</sup>5 years warranty on the Motor and 3 years warranty on the Printed Circuit Board (PCB)

\*2X silent is most regular ceiling fans operate at 64 db. Every increase of 10 db in noise level is perceived to be twice as loud. Silent pro series operates within a range of 52db-56db level, making it twice more silent as its conventional counterparts.



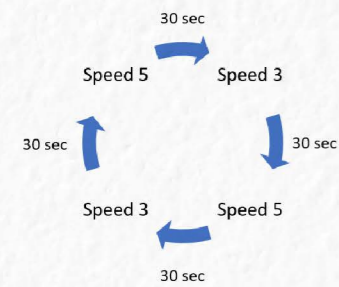
# BLOSSOM SMART



**ActivBLDC**  
TECHNOLOGY



Scan to know more



### Natural Breeze Mode

Activate breeze mode through mobile app to recreate the natural breeze effect, wherein the fan speed steps up from 3 to 5 and back to speed 3 step-wise every 30 seconds.



### Sleep Mode

Sleep mode with a difference. By activating, the fan will reduce its speed step-wise every 90 minutes till speed 1 and will continue to operate at speed 1 until switched off. The feature provides a silent, peaceful and comfortable sleep through the night

### 2x more silent at 52 dB\*\*

|                                |                  |              |                     |                   |              |
|--------------------------------|------------------|--------------|---------------------|-------------------|--------------|
| Decibels<br>Noise levels in dB | 10 dB            | 30 dB        | <b>50 dB</b>        | 70 dB             | 90 dB        |
| Reference                      | Normal Breathing | Soft Whisper | <b>A Quiet Home</b> | Loud Conversation | Hand Blender |

### 50% Savings on Electricity Cost\*

|  | Conventional Fan | Crompton BLOSSOM SMART |
|--|------------------|------------------------|
| Power Consumption                            | 80 W             | 37 W                   |
| Hours of Usage per day                       | 16               | 16                     |
| KWhr Units per day<br>(Power X Hours / 1000) | 1.28             | 0.59                   |
| Electricity Bill per day (₹)<br>₹ 6.5 / unit | ₹ 8.32           | ₹ 3.85                 |
| Electricity Bill per annum (₹)               | ₹ 3,040          | ₹ 1,405                |

**₹ 1,635 /-**  
Annual Savings on 1 Fan



**₹ 6,540 /-**  
Annual Savings on 4 Fans

**POINT ANYWHERE SMART REMOTE**

No need to point at the fan to operate like ordinary remotes

- Multi-pairing Remote function
- Intelligent Memory function
- Sleep well timer Function

## ACTIVBLDC

HEART OF HIGH PERFORMANCE TECHNOLOGY

What makes Crompton ActivBLDC Superior?

- High Power Factor of 0.98 for 98% effective energy utilization #
- 90V - 300V Wide Voltage Range #
- 5 Year Warranty^

\*\*Most regular ceiling fans operate at 64 dB. Every increase of 10 dB in noise level is perceived to be twice as loud. SilentPro operates at 52 dB level thereby making it twice more silent than its conventional counterparts. \*Upto 50% Energy Saving as compared to a regular ceiling fan operating at the same RPM. ^ 5 years warranty on the Motor and 3 years warranty on the Printed Circuit Board (PCB). #In select models only.

# ENSO SENZE IOT



- 2X\* more silent than regular fans
- Aerodynamic ABS body
- Superior Air Delivery
- Easy to clean - anti-dust fan (in select models)
- Upto 50% Savings on electricity
- Works with Point Anywhere Smart Remote
- Also available with IoT - Mobile App function
- Voice control via Alexa, Google Home

| Star Rating | Sweep (mm) | Power Inputs (Watts) | Speed (RPM) | Air Delivery (CMM) |
|-------------|------------|----------------------|-------------|--------------------|
| 5 Star      | 900        | 25 W                 | 320         | 120                |
| 5 Star      | 1200       | 36 W                 | 315         | 240                |

## POINT ANYWHERE SMART REMOTE



- Multi-pairing Remote function
- Intelligent Memory function
- Sleep well timer Function

<sup>^</sup>4 years warranty on the Motor and 2 years warranty on the Printed Circuit Board (PCB)  
 \*2X silent is most regular ceiling fans operate at 64 db. Every increase of 10 db in noise level is perceived to be twice as loud. Silent pro series operates within a range of 52db-56db level, making it twice more silent as its conventional counterparts.



All White



Silk White



Matte Black



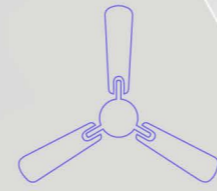
Charcoal Grey



Mocha Brown



Chestnut Wood



# ENSO SENZE IOT



**ActivBLDC**  
TECHNOLOGY



Scan to know more

# FLUIDO WAVE



- 2X\*\* more silent than regular fans
- Fluidic design crafted for unibody look
- Aerodynamic blades for Superior air delivery
- High grade ABS body making easy to clean
- Available in both Induction and BLDC technologies
- BLDC Model Remote and Bluetooth + WiFi connectivity

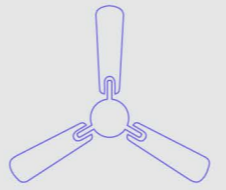
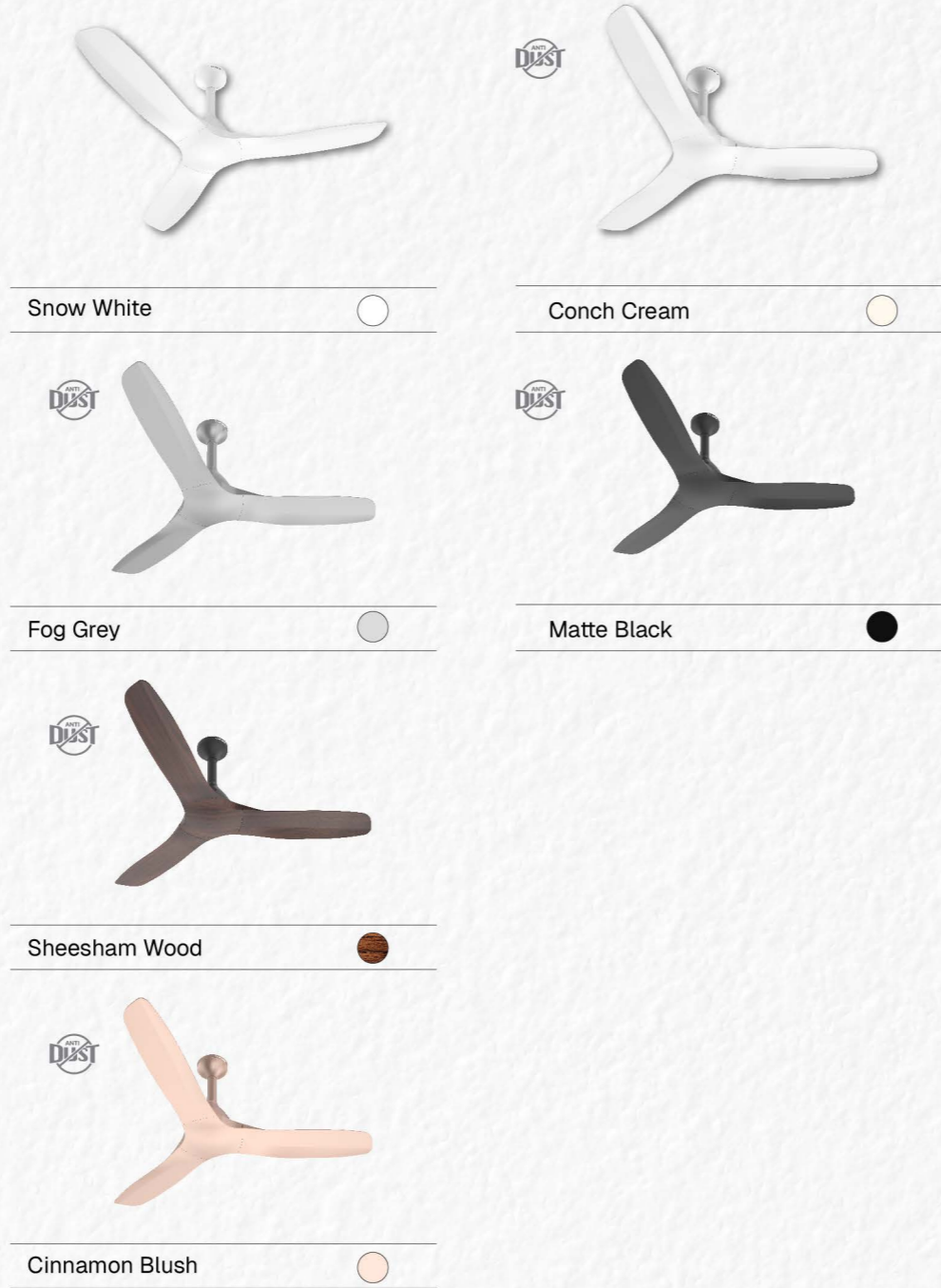
| Star Rating | Sweep (mm) | Power Inputs (Watts) | Speed (RPM) | Air Delivery (CMM) |
|-------------|------------|----------------------|-------------|--------------------|
| 1 Star      | 900        | 43 W                 | 155         | 380                |
| 1 Star      | 1200       | 51 W                 | 230         | 320                |




COMING SOON


| Star Rating | Sweep (mm) | Power Inputs (Watts) | Speed (RPM) | Air Delivery (CMM) |
|-------------|------------|----------------------|-------------|--------------------|
| 5 Star      | 1200       | 35 W                 | 235         | 325                |

\*Attracts 50% less dust than regular fans under ideal test conditions.  
 \*\*2X silent is most regular ceiling fans operate at 64 db. Every increase of 10 db in noise level is perceived to be twice as loud. Silent pro series operates within a range of 52db-56db level, making it twice more silent as its conventional counterparts.  
 ^4 years warranty on the Motor and 2 years warranty on the Printed Circuit Board (PCB)



# FLUIDO WAVE





# ENERGION

Introducing Crompton's range of Energy Efficient fans powered by ActivBLDC motor technology that ensures upto 50% Electricity Savings\* as compared to conventional fans.



**SAVE UP TO**  
**₹7000\*\***  
 EVERY YEAR

With Crompton's range of energy efficient fans  
 On an average use of 4 fans

**50% Savings on Electricity Cost\*\***

|                                     | Conventional Fan | Energion Groove Regmote |
|-------------------------------------|------------------|-------------------------|
| Power Consumption                   | 75 W             | 28 W                    |
| Hours of Usage per day              | 16               | 16                      |
| Electricity Rate KWhr Units per day | ₹ 6.50           | ₹ 6.50                  |
| Electricity Bill per day per fan    | ₹ 7.80           | ₹ 2.91                  |
| Electricity Bill per annum (₹)      | ₹ 2,850          | ₹ 1,100                 |

**₹ 1,750 /-**  
Annual Savings on 1 Fan

**₹ 7,000 /-**  
Annual Savings on 4 Fans

\*\*Usage of 16 hrs/day @ Rs.6.5/unit. On an average use of 4 Fans 28W BLDC Motor of Energion Groove Regmote vs Traditional 75W Induction Motor.



Groove Regmote  
 Satin Sand

**ACTIVBLDC**  
 HEART OF HIGH PERFORMANCE TECHNOLOGY

- What makes Crompton ActivBLDC Superior?
- High Power Factor of 0.98 for 98% effective energy utilization
  - 90V - 300V Wide Voltage Range

# ROVERR SMART



- Powerful motor with ActivBLDC technology consuming only 35W
- 12W Warm LED underlight with dimming options to suit your mood and décor
- Fluidic telescopic downrod design compatible with all types of ceilings
- Attracts 50% lesser dust than normal fans
- Voice control using Alexa and Google Home, operate from anywhere

| Star Rating | Sweep (mm) | Power Inputs (Watts) | Speed (RPM) | Air Delivery (CMM) |
|-------------|------------|----------------------|-------------|--------------------|
| 5 Star      | 1200       | 35 W                 | 360         | 230                |
| 4 Star      | 1200       | 37 W                 | 360         | 230                |

## POINT ANYWHERE SMART REMOTE



- Multi-pairing Remote function
- Intelligent Memory function
- Sleep well timer Function



Google, Android and Google Play are trademarks of Google LLC. Amazon, Alexa and all related logos are trademarks of Amazon.com, Inc or its affiliates. App Store is trademark of Apple Inc.



Pristine White



Knight Blue



Shimmer Brown



# ROVERR SMART



**ActivBLDC**  
TECHNOLOGY



Scan to know more

# ROVERR UNDERLIGHT



- Powerful motor with ActivBLDC technology consuming only 35W
- 12W Warm LED underlight with dimming options to suit your mood and décor
- Fluidic telescopic design with all types of ceilings
- Attracts 50% lesser dust than normal fans

| Star Rating | Sweep (mm) | Power Inputs (Watts) | Speed (RPM) | Air Delivery (CMM) |
|-------------|------------|----------------------|-------------|--------------------|
| 5 Star      | 1200       | 35 W                 | 360         | 230                |
| 4 Star      | 1200       | 37 W                 | 360         | 230                |

## POINT ANYWHERE SMART REMOTE



- Multi-pairing Remote function
- Intelligent Memory function
- Sleep well timer Function

\*5 years warranty on the Motor and 3 years warranty on the Printed Circuit Board (PCB)



Pristine White



Matte Black



Champagne Gold



# ROVERR UNDERLIGHT



**ActivBLDC**  
TECHNOLOGY



Scan to know more

# ROVERR



- Powerful motor with ActivBLDC technology consuming only 35W
- Fluidic telescopic design compatible with all types of ceilings
- Attracts 50% lesser dust than normal fans

| Star Rating | Sweep (mm) | Power Inputs (Watts) | Speed (RPM) | Air Delivery (CMM) |
|-------------|------------|----------------------|-------------|--------------------|
| 5 Star      | 1200       | 35 W                 | 360         | 230                |
| 4 Star      | 1200       | 37 W                 | 360         | 230                |

## POINT ANYWHERE SMART REMOTE



- Multi-pairing Remote function
- Intelligent Memory function
- Sleep well timer Function

\*5 years warranty on the Motor and 3 years warranty on the Printed Circuit Board (PCB)



Pristine White



Matte Black



Champagne Gold



# ROVERR



**ActivBLDC**  
TECHNOLOGY



Scan to know more

# GROOVE REGMOTE



- BEE 5 STAR rated fan
- Compatible with both remote and Home wall regulator\*\*
- 60% savings on electricity costs
- Best in class air delivery
- Anti-Dust - In select models only

| Star Rating | Sweep (mm) | Power Inputs (Watts) | Speed (RPM) | Air Delivery (CMM) |
|-------------|------------|----------------------|-------------|--------------------|
| 5 Star      | 1200       | 28 W                 | 350         | 220                |

## POINT ANYWHERE SMART REMOTE



- Multi-pairing Remote function
- Intelligent Memory function
- Sleep well timer Function



Ivory



Brown



Opal White



Dark Cherrywood



Satin Sand



Onyx



Conch Cream



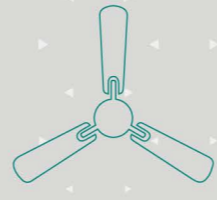
Titanium Effect



Coffee Brown



Light Pinewood



## REGMOTE DUAL CONTROL BLDC FAN



Compatible with both Regulator and Remote

## GROOVE REGMOTE



**ActivBLDC**  
TECHNOLOGY



Scan to know more

# NITEO



- Powerful motor with ActivBLDC technology
- 60% savings on electricity costs
- Best in class air delivery
- ActivsightUI warm LED lights for rich look and modern aesthetics
- IR remote with multiple smart modes

| Star Rating | Sweep (mm) | Power Inputs (Watts) | Speed (RPM) | Air Delivery (CMM) |
|-------------|------------|----------------------|-------------|--------------------|
| 5 Star      | 1200       | 30* W                | 340#        | 220                |
| 5 Star      | 900        | 28* W                | 470#        | 170                |

## IR REMOTE



- ⊘ No pairing required
- 📄 Intelligent Memory function
- 🕒 Sleep well timer Function
- 🔄 Multiple fans can be operated

\*The electricity consumption is calculated at speed Five  
 #Performance parameters have been computed at Hyper mode  
 \*\*4 years warranty on motor and 2 years on PCB.



Burnt Drift Wood



Light Pinewood



Smoked Brown



Ivory



Metallic Grey



Silver White Magic



Gilded Beige



White Black



Matte Black



Ivory Black



## NITEO



**ActivBLDC**  
TECHNOLOGY

**NUCLEUS**

**INDIA DESIGN MARK**



Scan to know more

# NITEO PRO



- Powerful motor with ActivBLDC technology
- 60% savings on electricity costs
- Best in class air delivery
- ActivsightUI warm LED lights for rich look and modern aesthetics
- RF remote with multiple smart modes
- False ceiling compatible canopy system























| Star Rating | Sweep (mm) | Power Inputs (Watts) | Speed (RPM) | Air Delivery (CMM) |
|-------------|------------|----------------------|-------------|--------------------|
| 5 Star      | 900        | 30* W                | 470#        | 170                |
| 5 Star      | 1200       | 30* W                | 340#        | 220                |

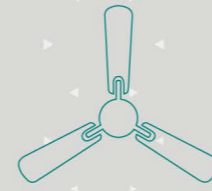
## IR REMOTE



- ⊘ No pairing required
- 📁 Intelligent Memory function
- ⌚ Sleep well timer Function


\*The electricity consumption is calculated at speed Five  
 #Performance parameters have been computed at Hyper mode  
 \*\*4 years warranty on motor and 2 years on PCB.

|  |  |
|--|--|
| <br>Metallic Grey         | <br>Smoke Brown         |
| <br>Matte Black          | <br>Gilded Beige       |
| <br>Burnt Drift Wood     | <br>Ivory              |
| <br>Silver White Magic   | <br>Ivory Black        |
| <br>Dark Cherry Wood  | <br>Light Pinewood  |
| <br>White Black      |  |



**SeamFit™ False Ceiling Canopy System**

## NITEO PRO




Scan to know more

# SeamFit™ Revolutionary False Ceiling Canopy System

Compatible to false ceiling\*

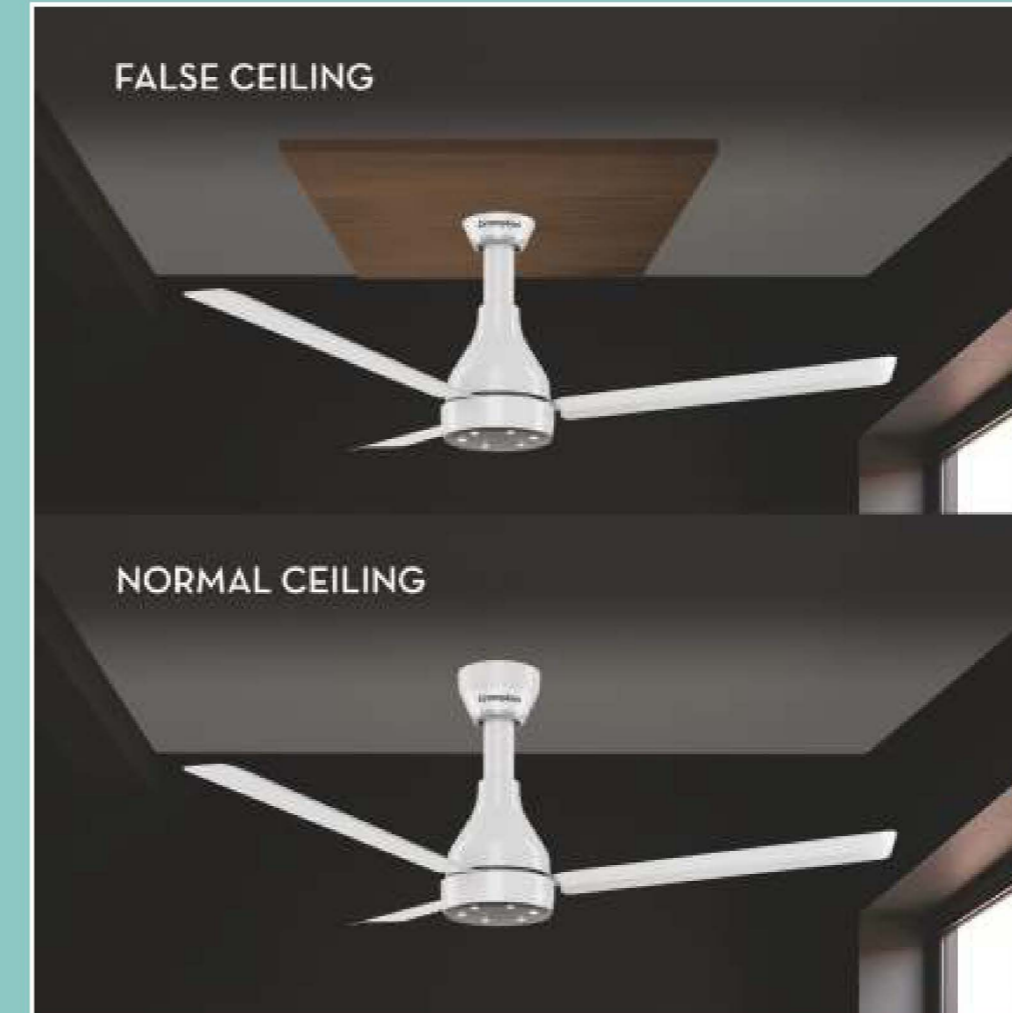
ENERGION



- 1. Down rod length: 265mm - 230mm from false ceiling**  
Fan can be installed with both top & bottom canopy.
- 2. Down rod length: 230mm - 190mm from false ceiling**  
Fan can be installed with both top & bottom canopy after removing top canopy extension.
- 3. Down rod length: 190mm - 150mm from false ceiling**  
Fan can be installed only with bottom canopy.

Note: Min. Down rod length 150mm is required for installation of ceiling fan.

NITEO PRO



## WITH TOP CANOPY BASE (B)



## WITH COMPLETE TOP CANOPY (A + B)



NEW BEE  
2026-28^

# GRACE



- Powerful motor with ActivBLDC technology
- 60% savings on electricity costs
- Best in class air delivery
- ActivsightUI warm LED lights for rich look and modern aesthetics
- RF remote with multiple smart modes

| Star Rating | Sweep (mm) | Power Inputs (Watts) | Speed (RPM) | Air Delivery (CMM) |
|-------------|------------|----------------------|-------------|--------------------|
| 5 Star      | 1200       | 34 W                 | 345         | 225                |

## POINT ANYWHERE SMART REMOTE



- Multi-pairing Remote function
- Intelligent Memory function
- Sleep well timer Function

\*4 years warranty on motor and 2 years on PCB



Dark Cherrywood



Light Pinewood



Matte Black



Mauve Desert




Pristine White



Rustic Mocha



Midnight Blue



# GRACE



**ActivBLDC**  
TECHNOLOGY



Scan to know more

# NUCLEIOD



- IR remote for easy access and control
- Intelligent sleep, timer and MOP function
- Powerful motor with ACTIV BLDC technology
- 60% saving on electricity cost with Surge protection
- Wide operating voltage range

| Star Rating | Sweep (mm) | Power Inputs (Watts) | Speed (RPM) | Air Delivery (CMM) |
|-------------|------------|----------------------|-------------|--------------------|
| 5 Star      | 1200       | 30* W                | 340#        | 220                |

## IR REMOTE



- ⊘ No pairing required
- 📄 Intelligent Memory function
- ⌚ Sleep well timer Function
- 🔄 Multiple fans can be operated

\*The electricity consumption is calculated at speed Five  
 #Performance parameters have been computed at Hyper mode  
 \*\*4 years warranty on motor and 2 years on PCB.



Silver White Magic



Metallic Grey



Ivory



Gilded Beige



Black Ivory



Matte Black with Glossy Bottom Disk

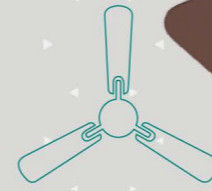


Black White



Smoked Brown

For selected markets only



## NUCLEIOD



Scan to know more

# COOKIE



- Powerful motor with ACTIV BLDC technology
- 50% saving on electricity cost
- Best in class Air delivery
- Point anywhere smart remote

| Star Rating | Sweep (mm) | Power Inputs (Watts) | Speed (RPM) | Air Delivery (CMM) |
|-------------|------------|----------------------|-------------|--------------------|
| 5 Star      | 1200       | 34 W                 | 340         | 225                |

## POINT ANYWHERE SMART REMOTE



- Multi-pairing Remote function
- Intelligent Memory function
- Sleep well timer Function



Light Pinewood



Brown



Dark Cherrywood



White



Ivory



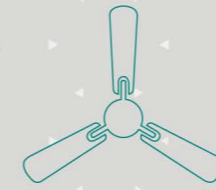
Matte Black



Black White



Black Ivory



# COOKIE



**ActivBLDC**  
TECHNOLOGY



Scan to know more

# RIVIERA



- BEE 5 STAR rated fan
- 50% saving on electricity cost
- Compactible with home regulator


| Star Rating | Sweep (mm) | Power Inputs (Watts) | Speed (RPM) | Air Delivery (CMM) |
|-------------|------------|----------------------|-------------|--------------------|
| 5 Star      | 1200       | 32 W                 | 360         | 220                |
| 5 Star      | 1400       | 35 W                 | 270         | 275                |




Ivory



White



Brown



## RIVIERA



**ActivBDC**  
TECHNOLOGY



Scan to know more

# ELEVATE



- Smooth and elegant finish
- Point anywhere smart remote

| Star Rating | Sweep (mm) | Power Inputs (Watts) | Speed (RPM) | Air Delivery (CMM) |
|-------------|------------|----------------------|-------------|--------------------|
| 5 Star      | 1200       | 32 W                 | 350         | 215                |

## POINT ANYWHERE SMART REMOTE



- Pairing required
- Intelligent Memory function
- Sleep well timer Function

\*3 Years warranty on Fan Motor and 2 years warranty on PCB



Ivory



Matte Metallic Blue



Matte Black



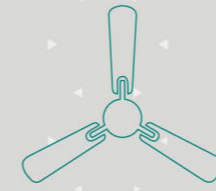
Opal White



Smoke Brown



Lustre Brown



**ActivBDC**  
TECHNOLOGY



ELEVATE



Scan to know more

# HS DURO



- BEE 4 STAR rated induction fan
- 50% saving on electricity cost

| Star Rating | Sweep (mm) | Power Inputs (Watts) | Speed (RPM) | Air Delivery (CMM) |
|-------------|------------|----------------------|-------------|--------------------|
| 4 Star      | 1200       | 35 W                 | 380         | 210                |



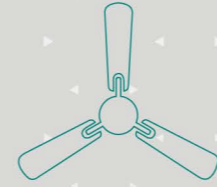
Ivory



White



Brown



# HS DURO



\*The product shall carry a cumulative warranty period of six (6) years from the date of purchase of the product, of which the initial three (3) years of the warranty period shall remain covered under the standard warranty terms, and additional three (3) years of the warranty period on the product shall be extended upon successful registration of the product on the official website of Crompton Greaves Consumer Electricals Limited within a period of six months from the date of the purchase



Scan to know more



# LUXIAN

Crompton's Lifestyle range of fans with Royal décor with Underlight options that offer opulent comfort.

# STATEMENT SENZE




- Contemporary 8 blade fan with curved blade design and central deco ring
- Smart fan Enabled with Iot - Works with Google, Alexa and Crompton Senze App
- Works with a Remote control - MOP, Sleep and Timer for customizable comfort
- ABS Body with Antidust properties and 5 Star Rated Fan with ActivBLDC technology

| Star Rating | Sweep (mm) | Power Inputs (Watts) | Speed (RPM) | Air Delivery (CMM) |
|-------------|------------|----------------------|-------------|--------------------|
| 5 Star      | 1320       | 36 W                 | 110         | 250                |



Bistre Brown



Ice White




## POINT ANYWHERE SMART REMOTE



- Multi-pairing Remote function
- Intelligent Memory function
- Sleep well timer Function



Google, Android and Google Play are trademarks of Google LLC. Amazon, Alexa and all related logos are trademarks of Amazon.com, Inc or its affiliates. App Store is trademark of Apple Inc.



# STATEMENT SENZE

**ActivBLDC**  
TECHNOLOGY




Scan to know more

# URANUS



- Magnificent carvings for a royal décor
- Decorative glass lampshades to enhance beauty
- Convenient pull cord for speed and light control
- Add royal charm to your décor with this chandelier fan

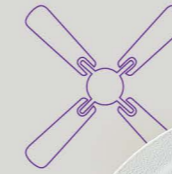
| Star Rating | Sweep (mm) | Power Inputs (Watts) | Speed (RPM) | Air Delivery (CMM) |
|-------------|------------|----------------------|-------------|--------------------|
| 1 Star      | 1200       | 47 W                 | 340         | 215                |



Black Chrome



Ivory



# URANUS



Scan to know more

# CAIRO



- Big Motor with stationary bottom end shield for robust and superior aesthetics
- Electroplated finish to complement Antique interiors
- Aerodynamically designed blades for superior air delivery


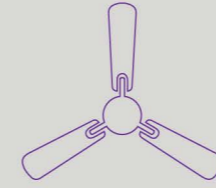
| Star Rating | Sweep (mm) | Power Inputs (Watts) | Speed (RPM) | Air Delivery (CMM) |
|-------------|------------|----------------------|-------------|--------------------|
| 1 Star*     | 1200       | 55 W                 | 370         | 220                |



Regal Antique Brass



Regal Antique Copper




## CAIRO



Scan to know more

\*Specs as per 2025 star rating norms

# INFINIA



- Contemporary design to complement modern décor.
- Electroplated finish for superior aesthetics
- Aerodynamically designed blades for superior air delivery

| Star Rating | Sweep (mm) | Power Inputs (Watts) | Speed (RPM) | Air Delivery (CMM) |
|-------------|------------|----------------------|-------------|--------------------|
| 1 Star*     | 1200       | 55 W                 | 370         | 220                |



Antique Brass (Electroplated)



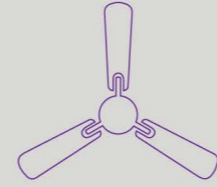
Antique Copper (Electroplated)



Spanish Green (Matte)



Dark Cherry Wood (Electroplated motor, Wooden finish blades)



# INFINIA



Scan to know more



# PREMIUM

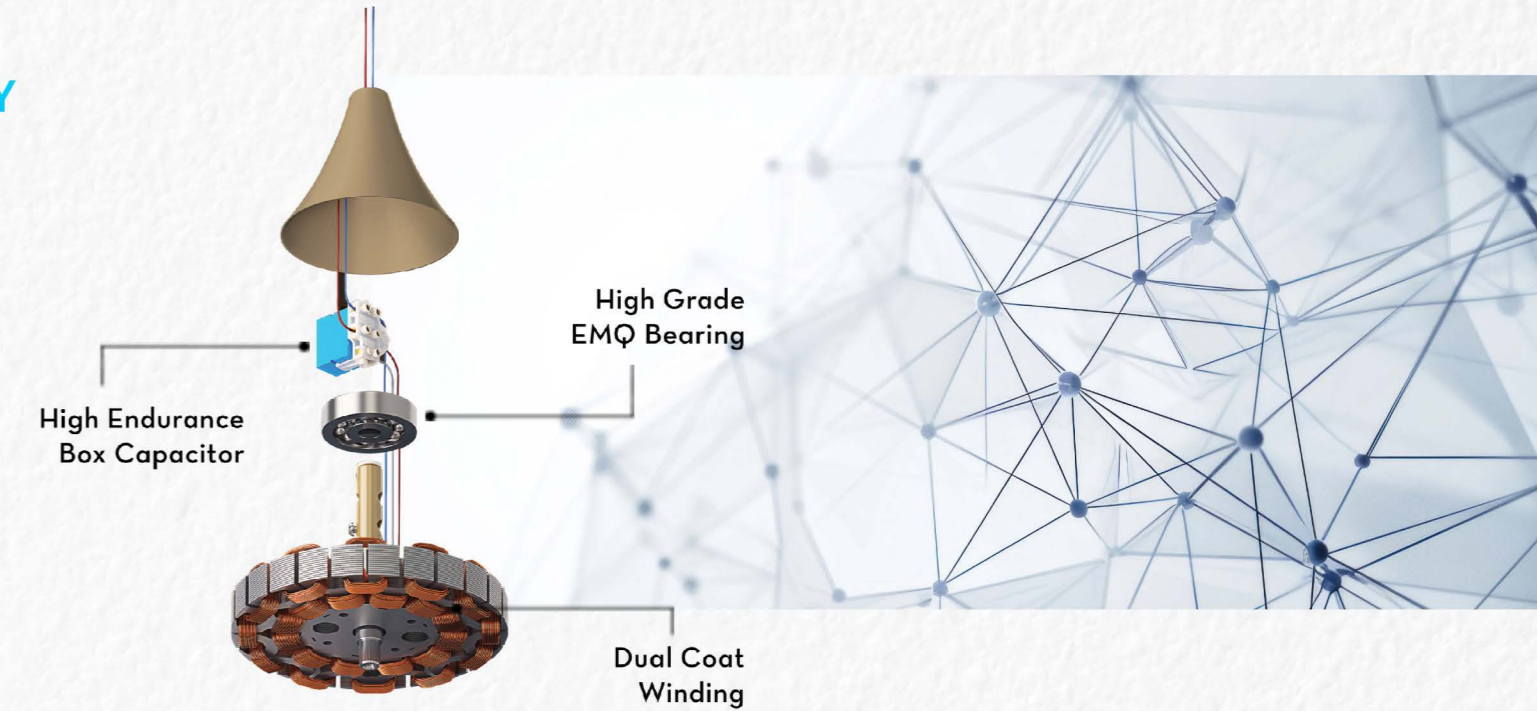
Spruce up your interiors with  
Crompton's Premium & Designer  
range of fans.



## DURATECH TECHNOLOGY

Duratech Fans come with 5 years Duratech warranty. Duratech uses premium components, designed to deliver a superlative performance over the years.

Here's a quick look at the key components that form the core of the Duratech technology.

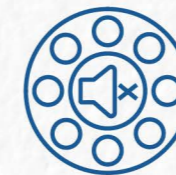


### Duratech comprises of:




#### High Endurance Box Capacitor

Duratech's high-endurance box capacitor, with a patented adapter, ensures superior performance over a longer period as compared to ordinary oil-filled tube-type capacitors.



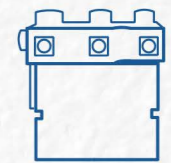
#### High Grade EMQ Bearing

EMQ bearings used for the Duratech motor are the highest grade bearings available for fans. They are silent and smooth, and have the additional advantage of reduced friction and vibration.



#### Dual Coat Winding

Dual-coat winding, offers double protection, ensuring better insulation and abrasion resistance when subjected to high temperatures and sudden overloads. This results in longer durability as compared to ordinary winding.



#### High Standard Hybrid Steel

Duratech fans use hybrid steel which is highly compatible with electric motors. The composition and the thickness of the steel ensures fan durability and efficiency.

# AURA2 BLDC



- Powerful motor with ActivBLDC technology
- 60% savings on electricity costs
- Aerodynamically designed wider blades for superior air delivery
- Point anywhere smart remote
- Anti Rust & Anti corrosive blades

| Star Rating | Sweep (mm) | Power Inputs (Watts) | Speed (RPM) | Air Delivery (CMM) |
|-------------|------------|----------------------|-------------|--------------------|
| 4 Star      | 1200       | 36 W                 | 370         | 225                |



Berkin Effect Gold ●



Irish Coffee ●



Pearl White Rose Gold ○



Titanium Effect Rose Gold ●

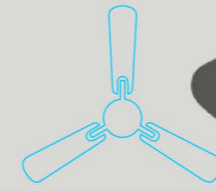
## POINT ANYWHERE SMART REMOTE



- Multi-pairing Remote function
- Intelligent Memory function
- Sleep well timer Function



\* 4 year warranty on PCB and 2 year warranty on motor



# AURA2 BLDC



**ActivBLDC**  
TECHNOLOGY



Scan to know more

# AVANCER SWIRL



- Elegant design to compliment modern décor
- 2-star energy saving with robust motor technology
- Broad and aerodynamically designed blades for high air delivery
- Metallic finish with anti-corrosive blade & body

| Star Rating | Sweep (mm) | Power Inputs (Watts) | Speed (RPM) | Air Delivery (CMM) |
|-------------|------------|----------------------|-------------|--------------------|
| 2 Star      | 900        | 30 W                 | 400         | 140                |
| 2 Star      | 1200       | 40 W                 | 380         | 225                |



American Brown ●



Cocoa Gold ●



Conch Cream ○



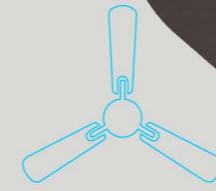
Dark Sapphire ●



Ice Coffee ●



Shadow Grey ●



## AVANCER SWIRL



Scan to know more

# AURA2-4 BLADE



- Elegant design to compliment modern décor
- 1-star energy saving with robust motor technology
- Broad and aerodynamically designed blades for high air delivery
- Metallic finish with anti-corrosive blade & body

| Star Rating | Sweep (mm) | Power Inputs (Watts) | Speed (RPM) | Air Delivery (CMM) |
|-------------|------------|----------------------|-------------|--------------------|
| 1 Star      | 1200       | 45 W                 | 350         | 230                |



Carbon Silver




Irish Coffee



Ocean Blue



Pearl White



## AURA2-4 BLADE



Scan to know more

# AURA2 DESIGNER 3D



- Elegant design to compliment modern décor
- Safety cable for more secure installation
- Broad and aerodynamically designed blades for high air delivery
- Metallic finish with anti-corrosive blade & body

| Star Rating | Sweep (mm) | Power Inputs (Watts) | Speed (RPM) | Air Delivery (CMM) |
|-------------|------------|----------------------|-------------|--------------------|
| 1 Star      | 1200       | 50 W                 | 370         | 225                |

## Lotus Design



Birken Effect



Pearl White



## Arab Design



Glossy Brown



## Geometric Design



Dazzling Black



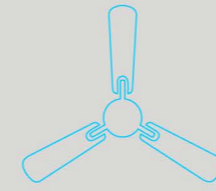
Lotus Design



Geometric Design



Arab Design



# AURA2 DESIGNER 3D




Scan to know more

# AURA2 DESIGNER WOODEN



- Elegant design to compliment modern décor
- Safety cable for more secure installation
- Broad and aerodynamically designed blades for high air delivery
- Wooden finish with anti-corrosive blade & body

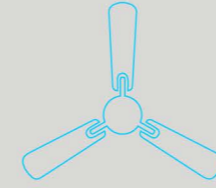
| Star Rating | Sweep (mm) | Power Inputs (Watts) | Speed (RPM) | Air Delivery (CMM) |
|-------------|------------|----------------------|-------------|--------------------|
| 1 Star      | 1200       | 50 W                 | 370         | 225                |



Oakwood



Pearl Ivory White



# AURA2 DESIGNER WOODEN




Scan to know more

# AURA2 DESIGNER 2D

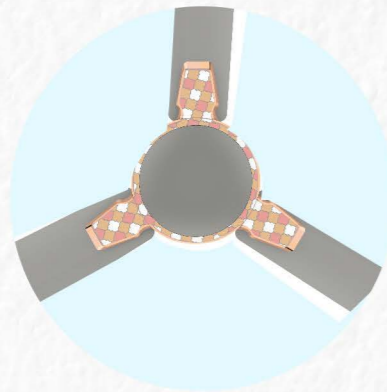


- Elegant design to compliment modern décor
- Safety cable for more secure installation
- Broad and aerodynamically designed blades for high air delivery
- Metallic finish with anti-corrosive blade & body

| Star Rating | Sweep (mm) | Power Inputs (Watts) | Speed (RPM) | Air Delivery (CMM) |
|-------------|------------|----------------------|-------------|--------------------|
| 1 Star      | 1200       | 50 W                 | 370         | 225                |



Brocade Design



Arab Design

## Brocade Design



Rose Gold



Birken Effect



Bakers Brown



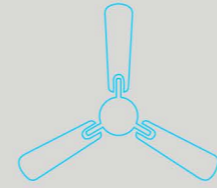
## Arab Design



Titanium



Pearl White



# AURA2 DESIGNER 2D



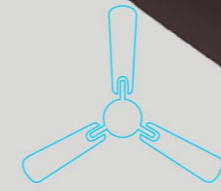


Scan to know more

# AURA2 PRIME



- Elegant design to compliment modern décor
- Metallic finish with anti-corrosive blade & body
- Broad and aerodynamically designed blades for high air delivery
- Available in 900mm – in select colors only

| Star Rating | Sweep (mm) | Power Inputs (Watts) | Speed (RPM) | Air Delivery (CMM) |
|-------------|------------|----------------------|-------------|--------------------|
| 1 Star      | 900        | 43 W                 | 400         | 155                |
| 1 Star      | 1200       | 50 W                 | 370         | 225                |



## AURA2 PRIME



Scan to know more



# HIGHSPEED

Spruce up your interiors with  
Crompton's Premium & Designer  
range of fans.

**ENGINEERED IN INDIA  
BUILT FOR THE WORLD**

**FULLY INDIGENOUSLY  
MANUFACTURED**

**LEVERAGING INDIA'S  
SUPPLY CHAIN MIGHT**

**UNMATCHED  
DURABILITY**

**FUTURE  
FORWARD**



**ADVANCED INDUCTION MOTOR**


Harnessing the nation's strong supply chain advantage to deliver **performance, scalability, and global reliability.**

**AVANCER PRIME**



- Unique angular motor design to spruce up your interiors
- Broad and aerodynamically designed blades for high air delivery
- Metallic finish with anti-corrosive blade & body
- Available in 1400mm – in select colors only

| Star Rating | Sweep (mm) | Power Inputs (Watts) | Speed (RPM) | Air Delivery (CMM) |
|-------------|------------|----------------------|-------------|--------------------|
| 1 Star      | 1200       | 50 W                 | 370         | 225                |
| 1 Star      | 1400       | 55 W                 | 300         | 250                |



Bakers Brown



Conch Cream




Cocoa Gold

# SENOPRIME



- Unique petal shaped blades to enhance aesthetics
- Attractive trims to complement modern décor
- Anti-corrosive blade & body



Cool Grey



| Star Rating | Sweep (mm) | Power Inputs (Watts) | Speed (RPM) | Air Delivery (CMM) |
|-------------|------------|----------------------|-------------|--------------------|
| 1 Star      | 900        | 43 W                 | 400         | 155                |
| 1 Star      | 1200       | 50 W                 | 370         | 225                |



Roast Brown



# SENORITA



- Unique petal shaped blades to enhance aesthetics
- Attractive trims to complement modern décor
- Anti-corrosive blade & body



Opal White




| Star Rating | Sweep (mm) | Power Inputs (Watts) | Speed (RPM) | Air Delivery (CMM) |
|-------------|------------|----------------------|-------------|--------------------|
| 1 Star      | 900        | 43 W                 | 400         | 155                |
| 1 Star      | 1200       | 50 W                 | 370         | 225                |

# TORO



- Contemporary design to compliment modern décor
- Broad and aerodynamically designed blades for high air delivery
- Anti-corrosive blade & body

| Star Rating | Sweep (mm) | Power Inputs (Watts) | Speed (RPM) | Air Delivery (CMM) |
|-------------|------------|----------------------|-------------|--------------------|
| 1 Star      | 600        | 57 W                 | 850         | 115                |
| 1 Star      | 900        | 38 W                 | 440         | 140                |
| 1 Star      | 1200       | 48 W                 | 300         | 220                |
| 1 Star      | 1400       | 55 W                 | 370         | 250                |



Birken Effect




# RAPIDUS



- Inspired by intricate cuts and design of emerald
- Wider blades for superior air delivery
- Anti-Corrosive aluminium blade and body

| Star Rating | Sweep (mm) | Power Inputs (Watts) | Speed (RPM) | Air Delivery (CMM) |
|-------------|------------|----------------------|-------------|--------------------|
| 1 Star      | 1200       | 48 W                 | 370         | 220                |



Knight Blue



Magic Brown



Silver Magic White



Warm Grey



Scan to know more



Matte Birken



Pearl Grey



Starry White



Tiramisu



# AURA PRIME



- Contemporary design with decorative trims
- Broad and aerodynamically designed blades for high air delivery
- Metallic finish with anti-corrosive blade & body
- Available in 900mm, 1400mm – in select colors only

| Star Rating | Sweep (mm) | Power Inputs (Watts) | Speed (RPM) | Air Delivery (CMM) |
|-------------|------------|----------------------|-------------|--------------------|
| 1 Star      | 900        | 43 W                 | 400         | 155                |
| 1 Star      | 1200       | 50 W                 | 370         | 225                |
| 1 Star      | 1400       | 55 W                 | 300         | 250                |



Butter Scotch



Dusky Brown




Titanium Effect




Onyx



Birken Effect



Husky Gold




# GIANNA



- Decorative motor design
- Wider blades for higher air delivery
- Metallic finish with anti-corrosive blade & body
- Available in 900mm – in select colors

| Star Rating | Sweep (mm) | Power Inputs (Watts) | Speed (RPM) | Air Delivery (CMM) |
|-------------|------------|----------------------|-------------|--------------------|
| 1 Star      | 900        | 38 W                 | 440         | 140                |
| 1 Star      | 1200       | 48 W                 | 370         | 220                |



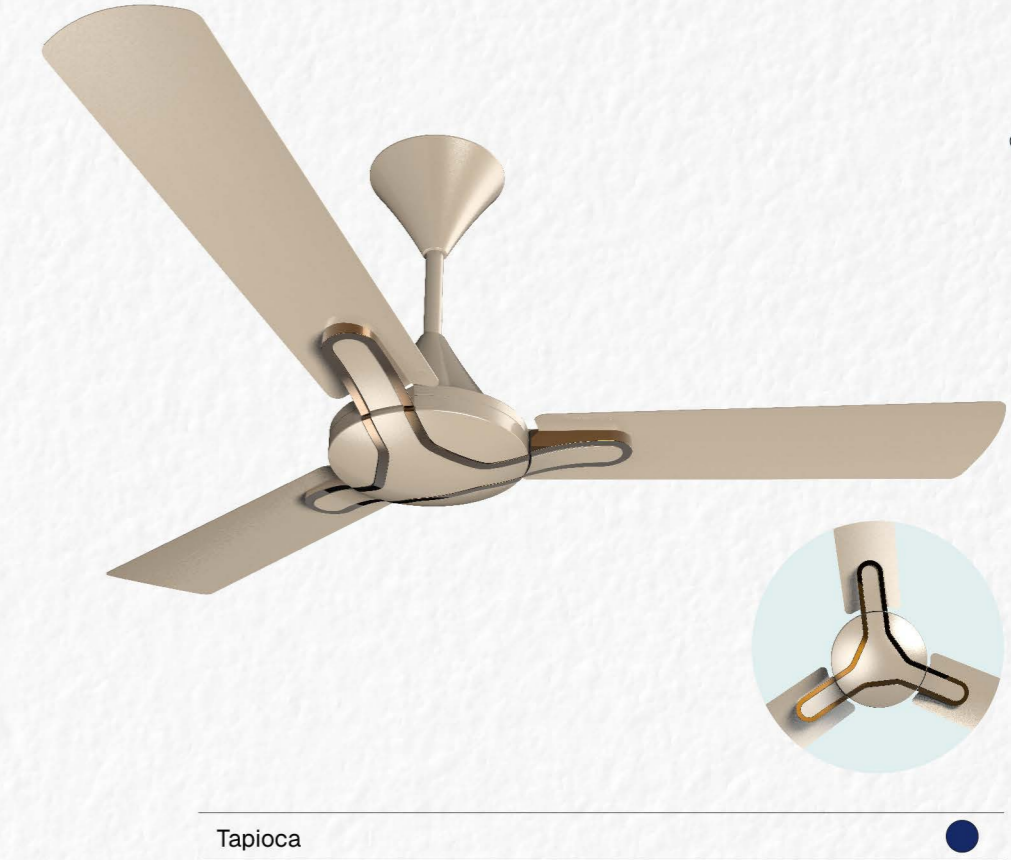
Pearl White



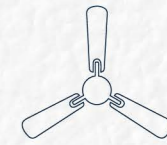
Roast Brown



Walnut Brown



Tapioca



# JURA DESIGNER



- Unmatched beauty of wooden finish
- Broad and aerodynamically designed blades for high air delivery
- Anti corrosive body with anti-dust finish

| Star Rating | Sweep (mm) | Power Inputs (Watts) | Speed (RPM) | Air Delivery (CMM) |
|-------------|------------|----------------------|-------------|--------------------|
| 1 Star      | 1200       | 50 W                 | 370         | 225                |



# JURA PRIME



- Simple, yet elegant fan with anti-dust properties
- Preferred choice of interior designers
- Available in 600mm, 900mm and 1400mm in select colors only

| Star Rating | Sweep (mm) | Power Inputs (Watts) | Speed (RPM) | Air Delivery (CMM) |
|-------------|------------|----------------------|-------------|--------------------|
| 1 Star      | 600        | 57 W                 | 850         | 115                |
| 1 Star      | 900        | 44 W                 | 400         | 160                |
| 1 Star      | 1200       | 50 W                 | 370         | 225                |
| 1 Star      | 1400       | 55 W                 | 300         | 250                |



# AURA



- Contemporary design to compliment modern décor
- Broad and aerodynamically designed blades for high air delivery
- Anti-corrosive blade & body
- Available in 1400mm – in select colors only

| Star Rating | Sweep (mm) | Power Inputs (Watts) | Speed (RPM) | Air Delivery (CMM) |
|-------------|------------|----------------------|-------------|--------------------|
| 1 Star      | 1200       | 50 W                 | 370         | 225                |




Ivory



Brown



White



# HS DECORA



- Aerodynamically designed blades for high speed and air delivery
- Superior metallic color options to enhance décor
- Gold ring on canopies
- Anti-corrosive blade & body

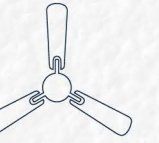
| Star Rating | Sweep (mm) | Power Inputs (Watts) | Speed (RPM) | Air Delivery (CMM) |
|-------------|------------|----------------------|-------------|--------------------|
| 1 Star      | 1200       | 50 W                 | 370         | 225                |



Aqua Gold



Ginger Gold



# HS PLUS 3 STAR




- Anti Corrosive blade and body
- Performance meets energy efficiency

| Star Rating | Sweep (mm) | Power Inputs (Watts) | Speed (RPM) | Air Delivery (CMM) |
|-------------|------------|----------------------|-------------|--------------------|
| 3 Star      | 1200       | 39 W                 | 380         | 218                |



Brown



Ivory



White

\*The product shall carry a cumulative warranty period of six (6) years from the date of purchase of the product, of which the initial three (3) years of the warranty period shall remain covered under the standard warranty terms, and additional three (3) years of the warranty period on the product shall be extended upon successful registration of the product on the official website of Crompton Greaves Consumer Electricals Limited within a period of six months from the date of the purchase. The product shall carry a cumulative warranty period of six (6) years from the date of purchase of the product, of which the initial three (3) years of the warranty period shall remain covered under the standard warranty terms, and additional three (3) years of the warranty period on the product shall be extended upon successful registration of the product on the official website of Crompton Greaves Consumer Electricals Limited within a period of six months from the date of the purchase.

# HS

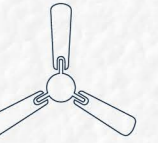


- Standard model with excellent performance
- Unique gold line on motor
- Anti-corrosive blade & body

| Star Rating | Sweep (mm) | Power Inputs (Watts) | Speed (RPM) | Air Delivery (CMM) |
|-------------|------------|----------------------|-------------|--------------------|
| 1 Star      | 600        | 57 W                 | 850         | 115                |
| 1 Star      | 900        | 43 W                 | 400         | 155                |
| 1 Star      | 1200       | 50 W                 | 370         | 225                |
| 1 Star      | 1400       | 57 W                 | 300         | 260                |



Brown



Ivory



White

\*The product shall carry a cumulative warranty period of six (6) years from the date of purchase of the product, of which the initial three (3) years of the warranty period shall remain covered under the standard warranty terms, and additional three (3) years of the warranty period on the product shall be extended upon successful registration of the product on the official website of Crompton Greaves Consumer Electricals Limited within a period of six months from the date of the purchase. The product shall carry a cumulative warranty period of six (6) years from the date of purchase of the product, of which the initial three (3) years of the warranty period shall remain covered under the standard warranty terms, and additional three (3) years of the warranty period on the product shall be extended upon successful registration of the product on the official website of Crompton Greaves Consumer Electricals Limited within a period of six months from the date of the purchase.

- Coming Soon
- Metallic Copper Brown
  - Matte Black
  - Matte Blue
  - Luster Brown

# HS PLUS

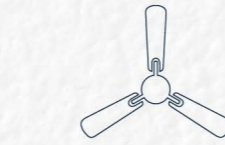


- Standard model with excellent performance
- Anti-corrosive blade & body

| Star Rating | Sweep (mm) | Power Inputs (Watts) | Speed (RPM) | Air Delivery (CMM) |
|-------------|------------|----------------------|-------------|--------------------|
| 1 Star      | 1200       | 48 W                 | 370         | 220                |



Brown



Ivory



White

\*The product shall carry a cumulative warranty period of six (6) years from the date of purchase of the product, of which the initial three (3) years of the warranty period shall remain covered under the standard warranty terms, and additional three (3) years of the warranty period on the product shall be extended upon successful registration of the product on the official website of Crompton Greaves Consumer Electricals Limited within a period of six months from the date of the purchase. The product shall carry a cumulative warranty period of six (6) years from the date of purchase of the product, of which the initial three (3) years of the warranty period shall remain covered under the standard warranty terms, and additional three (3) years of the warranty period on the product shall be extended upon successful registration of the product on the official website of Crompton Greaves Consumer Electricals Limited within a period of six months from the date of the purchase.

# RIVIERA

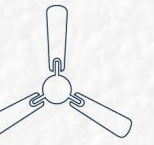


- Standard model with excellent performance
- Simplicity in motor design
- Anti-corrosive blade & body

| Star Rating | Sweep (mm) | Power Inputs (Watts) | Speed (RPM) | Air Delivery (CMM) |
|-------------|------------|----------------------|-------------|--------------------|
| 1 Star      | 900        | 44 W                 | 400         | 160                |
| 1 Star      | 1200       | 48 W                 | 385         | 220                |
| 1 Star      | 1400       | 57 W                 | 300         | 260                |



Brown



Ivory



White

# RIVIERA ULTRA




- Standard model with excellent performance
- Simplicity in motor design
- Anti-corrosive blade & body

| Star Rating | Sweep (mm) | Power Inputs (Watts) | Speed (RPM) | Air Delivery (CMM) |
|-------------|------------|----------------------|-------------|--------------------|
| 1 Star      | 600        | 57 W                 | 850         | 115                |
| 1 Star      | 900        | 38 W                 | 400         | 140                |
| 1 Star      | 1200       | 48 W                 | 385         | 220                |
| 1 Star      | 1400       | 57 W                 | 300         | 260                |



Brown



Ivory



Opal White



Coming Soon

● Matte Blue

● Matte Black

# RIVIERA NEO

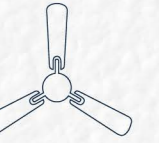


- Standard model with excellent performance
- Simplicity in motor design
- Anti-corrosive blade & body

| Star Rating | Sweep (mm) | Power Inputs (Watts) | Speed (RPM) | Air Delivery (CMM) |
|-------------|------------|----------------------|-------------|--------------------|
| 1 Star      | 600        | 57 W                 | 850         | 115                |
| 1 Star      | 900        | 43 W                 | 400         | 155                |
| 1 Star      | 1200       | 48 W                 | 385         | 220                |
| 1 Star      | 1400       | 57 W                 | 300         | 260                |



Brown



Ivory



Opal White



Coming Soon

● Copper Brown

● Matte Blue

● Matte Black

● Luster Brown

# DASHER 425



- Standard model with excellent performance
- Highspeed 425 RPM
- Anti-corrosive blade & body



Brown




| Star Rating | Sweep (mm) | Power Inputs (Watts) | Speed (RPM) | Air Delivery (CMM) |
|-------------|------------|----------------------|-------------|--------------------|
| 1 Star      | 1200       | 46 W                 | 425         | 210                |



Ivory



White



# HS RUSHWIND



- Standard model with exceptional performance in 900mm sweep
- Contemporary design to compliment modern decor



Lustre Brown



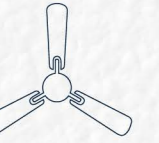
| Star Rating | Sweep (mm) | Power Inputs (Watts) | Speed (RPM) | Air Delivery (CMM) |
|-------------|------------|----------------------|-------------|--------------------|
| 1 Star      | 900        | 44 W                 | 600         | 160                |




Ivory



White






# SUREBREEZE

Everyday range of ceiling fans with Crompton's assured & long lasting performance.

# OPTIMUS



- Inspired by performance and elegance of a Yacht
- X-Tech technology
- Anti-corrosive blade & body



| Star Rating | Sweep (mm) | Power Inputs (Watts) | Speed (RPM) | Air Delivery (CMM) |
|-------------|------------|----------------------|-------------|--------------------|
| 1 Star      | 1200       | 47 W                 | 380         | 215                |

Brown Gold Shimmer



Copper Gleam



Matte Cloud White



Shimmer Carbon



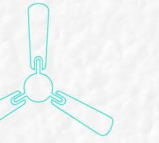
Scan to know more



# DIEGO



- Anti corrosive blade and body
- Wider blades
- Smooth and elegant design with chrome trims



| Star Rating | Sweep (mm) | Power Inputs (Watts) | Speed (RPM) | Air Delivery (CMM) |
|-------------|------------|----------------------|-------------|--------------------|
| 1 Star      | 1200       | 46 W                 | 370         | 210                |

Smoked Brown



Ivory



Opal White



Black




# SUPER BRIZ ROYALE



- Decorative trims on blade and motor to enhance any home décor
- Surebreeze fan with excellent performance

| Star Rating | Sweep (mm) | Power Inputs (Watts) | Speed (RPM) | Air Delivery (CMM) |
|-------------|------------|----------------------|-------------|--------------------|
| 1 Star      | 600        | 57 W                 | 850         | 115                |
| 1 Star      | 900        | 38 W                 | 440         | 138                |
| 1 Star      | 1200       | 47 W                 | 380         | 215                |
| 1 Star      | 1400       | 55 W                 | 300         | 250                |




# SUPER BRIZ DECO



- Decorative trims on blade and motor to enhance any home décor
- Surebreeze fan with excellent performance

| Star Rating | Sweep (mm) | Power Inputs (Watts) | Speed (RPM) | Air Delivery (CMM) |
|-------------|------------|----------------------|-------------|--------------------|
| 1 Star      | 1200       | 47 W                 | 380         | 215                |



# ARIYA BRIZ PRIME

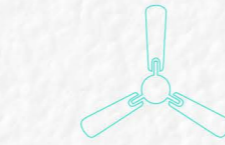


- Decorative trims on blade and motor to complement your interiors
- Available in 600mm – in select colors only

| Star Rating | Sweep (mm) | Power Inputs (Watts) | Speed (RPM) | Air Delivery (CMM) |
|-------------|------------|----------------------|-------------|--------------------|
| 1 Star      | 1200       | 46 W                 | 400         | 210                |
| 1 Star      | 600        | 50 W                 | 850         | 100                |



Coral Gold




# MONTANIA


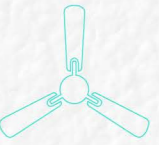


- Decorative trims on blade to complement a chic décor
- Surebreeze fan with excellent performance

| Star Rating | Sweep (mm) | Power Inputs (Watts) | Speed (RPM) | Air Delivery (CMM) |
|-------------|------------|----------------------|-------------|--------------------|
| 1 Star      | 1200       | 46 W                 | 370         | 210                |




Smoked Brown



Mink Brown



Gilded Beige



White Chrome




# LERONE

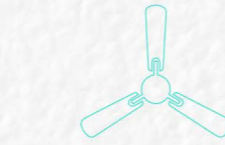


- Decorative trims on blade and motor to enhance any home décor
- Surebreeze fan with excellent performance

| Star Rating | Sweep (mm) | Power Inputs (Watts) | Speed (RPM) | Air Delivery (CMM) |
|-------------|------------|----------------------|-------------|--------------------|
| 1 Star      | 1200       | 47 W                 | 390         | 215                |



Smoked Brown



Opal White




Ivory

# ARIYA BRIZ

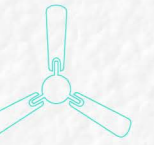


- Attractive gold ring on motor
- Anti-corrosive blade & body
- Surebreeze fan with excellent performance

| Star Rating | Sweep (mm) | Power Inputs (Watts) | Speed (RPM) | Air Delivery (CMM) |
|-------------|------------|----------------------|-------------|--------------------|
| 1 Star      | 600        | 50 W                 | 850         | 100                |
| 1 Star      | 1200       | 46 W                 | 400         | 210                |



Brown



Ivory



White

## COOL BREEZE



- Attractive gold ring on motor
- Anti-corrosive blade & body
- Surebreeze fan with excellent performance
- Available in 600mm, 900mm, 1400mm – in select colors only

| Star Rating | Sweep (mm) | Power Inputs (Watts) | Speed (RPM) | Air Delivery (CMM) |
|-------------|------------|----------------------|-------------|--------------------|
| 1 Star      | 600        | 50 W                 | 850         | 100                |
| 1 Star      | 900        | 36 W                 | 440         | 130                |
| 1 Star      | 1200       | 46 W                 | 390         | 210                |
| 1 Star      | 1400       | 54 W                 | 300         | 245                |



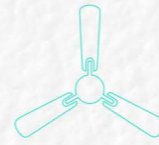
Lustre Brown



Ivory



Opal White



## JET WIND



- Attractive gold ring on motor
- Anti-corrosive blade & body
- Surebreeze fan with excellent performance
- Available in 600mm, 900mm, 1050mm & 1400mm – in select colors only

| Star Rating | Sweep (mm) | Power Inputs (Watts) | Speed (RPM) | Air Delivery (CMM) |
|-------------|------------|----------------------|-------------|--------------------|
| 1 Star      | 600        | 57 W                 | 850         | 115                |
| 1 Star      | 900        | 38 W                 | 440         | 140                |
| 1 Star      | 1050       | 45 W                 | 380         | 165                |
| 1 Star      | 1200       | 46 W                 | 380         | 210                |
| 1 Star      | 1400       | 55 W                 | 300         | 250                |



Lustre Brown



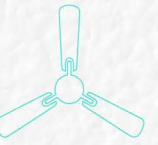
Ivory



Opal White



Smoked Brown



# STAR DRIFT

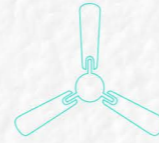


- Simplicity in its purest form.
- Surebreeze fan with excellent performance
- Available in select markets only
- Elegance and Simplistic Décor

| Star Rating | Sweep (mm) | Power Inputs (Watts) | Speed (RPM) | Air Delivery (CMM) |
|-------------|------------|----------------------|-------------|--------------------|
| 1Star       | 600        | 60 W                 | 850         | 120                |
| 1 Star      | 900        | 37 W                 | 440         | 135                |
| 1 Star      | 1200       | 46 W                 | 390         | 210                |
| 1 Star      | 1400       | 54 W                 | 300         | 245                |



Lustre Brown



# SEA WIND

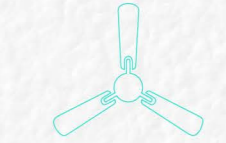


- Surebreeze fan with excellent performance
- Available in select markets only

| Star Rating | Sweep (mm) | Power Inputs (Watts) | Speed (RPM) | Air Delivery (CMM) |
|-------------|------------|----------------------|-------------|--------------------|
| 1 Star      | 1200       | 46 W                 | 390         | 210                |



Lustre Brown



Ivory



Opal White



Coming Soon

Matte Black



Ivory



Opal White



Coming Soon

Matte Black



Smoked Brown



## SEA BLISS



- Surebreeze fan with excellent performance
- Available in select markets only



Brown

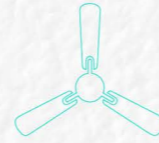
| Star Rating | Sweep (mm) | Power Inputs (Watts) | Speed (RPM) | Air Delivery (CMM) |
|-------------|------------|----------------------|-------------|--------------------|
| 1 Star      | 1200       | 46 W                 | 390         | 210                |



Ivory



Opal White



## SEA BREEZE



- Surebreeze fan with excellent performance
- Available in select markets only



Lustre Brown

| Star Rating | Sweep (mm) | Power Inputs (Watts) | Speed (RPM) | Air Delivery (CMM) |
|-------------|------------|----------------------|-------------|--------------------|
| 1 Star      | 1200       | 46 W                 | 390         | 210                |



Ivory

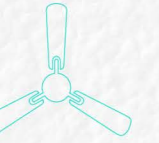


Opal White

Coming Soon

Matte Black

Smoked Brown



## STAR SPIN



- Simplicity in its purest form.
- Surebreeze fan with excellent performance
- Available in select markets only
- Elegance and Simplistic Décor



Brown

| Star Rating | Sweep (mm) | Power Inputs (Watts) | Speed (RPM) | Air Delivery (CMM) |
|-------------|------------|----------------------|-------------|--------------------|
| 1 Star      | 1200       | 46 W                 | 390         | 210                |



Ivory



Opal White

Coming Soon

Matte Black

Smoked Brown

## STARBRIZ



- Simplicity in its purest form.
- Surebreeze fan with excellent performance
- Available in select markets only



Smoked Brown

| Star Rating | Sweep (mm) | Power Inputs (Watts) | Speed (RPM) | Air Delivery (CMM) |
|-------------|------------|----------------------|-------------|--------------------|
| 1 Star      | 900        | 44 W                 | 400         | 160                |
| 1 Star      | 1200       | 46 W                 | 400         | 210                |



Ivory



Brown



Matte Black




Opal White

# GALLOP PLUS



- Simplicity in its purest form.
- Surebreeze fan with excellent performance
- Available in select markets only
- Elegance and Simplistic Décor

| Star Rating | Sweep (mm) | Power Inputs (Watts) | Speed (RPM) | Air Delivery (CMM) |
|-------------|------------|----------------------|-------------|--------------------|
| 1 Star      | 1200       | 46 W                 | 390         | 210                |



Brown



Ivory



Opal White

Coming Soon

Matte Black


Smoked Brown

# PAVAN



- Attractive gold ring on motor
- Surebreeze fan with excellent performance
- Available in select markets only

| Star Rating | Sweep (mm) | Power Inputs (Watts) | Speed (RPM) | Air Delivery (CMM) |
|-------------|------------|----------------------|-------------|--------------------|
| 1 Star      | 600        | 55 W                 | 850         | 110                |
| 1 Star      | 900        | 37 W                 | 440         | 135                |
| 1 Star      | 1200       | 46 W                 | 390         | 210                |
| 1 Star      | 1400       | 54 W                 | 300         | 240                |



Lustre Brown



Ivory



Opal White

# WINZER

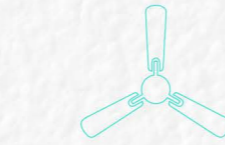


- Simplicity in its purest form.
- Surebreeze fan with excellent performance
- Available in select markets only

| Star Rating | Sweep (mm) | Power Inputs (Watts) | Speed (RPM) | Air Delivery (CMM) |
|-------------|------------|----------------------|-------------|--------------------|
| 1 Star      | 1200       | 46 W                 | 390         | 210                |



Brown



Ivory



Opal White

# VERNO

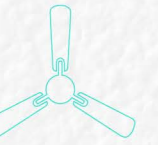


- Simplicity in its purest form.
- Surebreeze fan with excellent performance
- Available in select markets only

| Star Rating | Sweep (mm) | Power Inputs (Watts) | Speed (RPM) | Air Delivery (CMM) |
|-------------|------------|----------------------|-------------|--------------------|
| 1 Star      | 1200       | 46 W                 | 370         | 210                |



Lustre Brown



Ivory



Opal White

# NIDUS

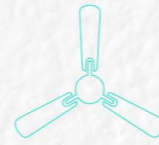


- Simplicity in its purest form.
- Surebreeze fan with excellent performance
- Elegance and Simplistic Décor

| Star Rating | Sweep (mm) | Power Inputs (Watts) | Speed (RPM) | Air Delivery (CMM) |
|-------------|------------|----------------------|-------------|--------------------|
| 1 Star      | 600        | 60 W                 | 850         | 120                |
| 1 Star      | 900        | 37 W                 | 440         | 135                |
| 1 Star      | 1200       | 46 W                 | 390         | 210                |
| 1 Star      | 1400       | 54 W                 | 300         | 245                |



Lustre Brown



# STAR 220

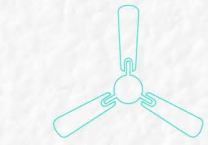


- Surebreeze fan with excellent performance
- Attractive gold ring on the motor

| Star Rating | Sweep (mm) | Power Inputs (Watts) | Speed (RPM) | Air Delivery (CMM) |
|-------------|------------|----------------------|-------------|--------------------|
| 1 Star      | 1200       | 48 W                 | 370         | 220                |



Opal White




Ivory



Opal White






# TPW

TABLE PEDESTAL WALL FANS  
Sleek and sturdy designs  
with superior air delivery  
providing maximum comfort  
to you when you need it.

## HIGHSPEED TORPEDO




- Powerful high speed motor
- Range of unique colors
- Thermal overload protection
- Sturdy construction

| Sweep (mm) | Power Inputs (Watts) | Speed (RPM) | Air Delivery (CMM) |
|------------|----------------------|-------------|--------------------|
| 400        | 125 W                | 2100        | 105                |



## HIGH FLO WAVE PLUS




- High air delivery
- Improved blade design
- Thermal overload protection for long lasting motor
- Sturdy construction
- Smooth oscillation

| Sweep (mm) | Power Inputs (Watts) | Speed (RPM) | Air Delivery (CMM) |
|------------|----------------------|-------------|--------------------|
| 400        | 60 W                 | 1350        | 85                 |




## EVA COMING SOON



- High speed & superior air delivery
- Thermal overload protection for long lasting motor
- Finger test adhering guards
- Range of unique colors

| Sweep (mm) | Power Inputs (Watts) | Speed (RPM) | Air Delivery (CMM) |
|------------|----------------------|-------------|--------------------|
| 400        | 115 W                | 2100        | 105                |

## HIGH FLO NEO



- Superior air delivery
- Thermal overload protection for long lasting motor
- Smooth oscillation
- Elegant aesthetic


| Sweep (mm) | Power Inputs (Watts) | Speed (RPM) | Air Delivery (CMM) |
|------------|----------------------|-------------|--------------------|
| 400        | 58 W                 | 1330        | 85                 |

## HIGHSPEED TORPEDO



- Powerful high speed motor
- Range of unique colors
- Thermal overload protection
- Sturdy construction

| Sweep (mm) | Power Inputs (Watts) | Speed (RPM) | Air Delivery (CMM) |
|------------|----------------------|-------------|--------------------|
| 400        | 125 W                | 2100        | 105                |

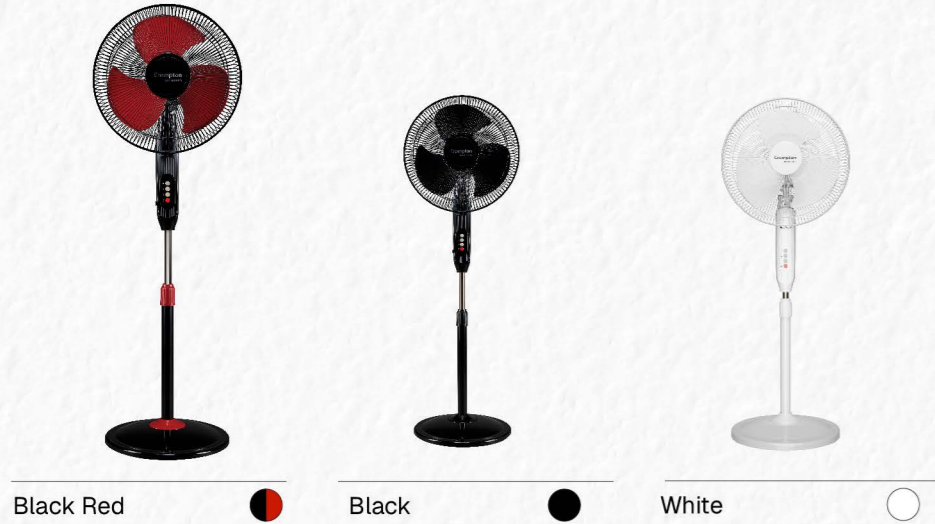


## EVA COMING SOON



- Superior air delivery
- Thermal overload protection for long lasting motor
- Smooth oscillation
- Height adjustment for desired air flow
- Unique range of colors

| Sweep (mm) | Power Inputs (Watts) | Speed (RPM) | Air Delivery (CMM) |
|------------|----------------------|-------------|--------------------|
| 400        | 115 W                | 2100        | 105                |

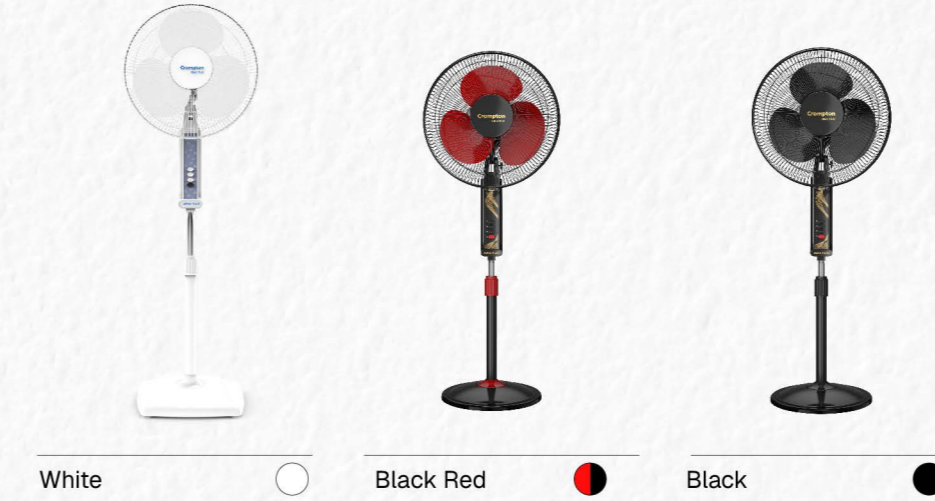


## HIGH FLO WAVE PLUS



- High air delivery
- Thermal overload protection for long lasting motor
- Smooth oscillation
- Height adjustment for desired air flow

| Sweep (mm) | Power Inputs (Watts) | Speed (RPM) | Air Delivery (CMM) |
|------------|----------------------|-------------|--------------------|
| 400        | 60 W                 | 1350        | 85                 |

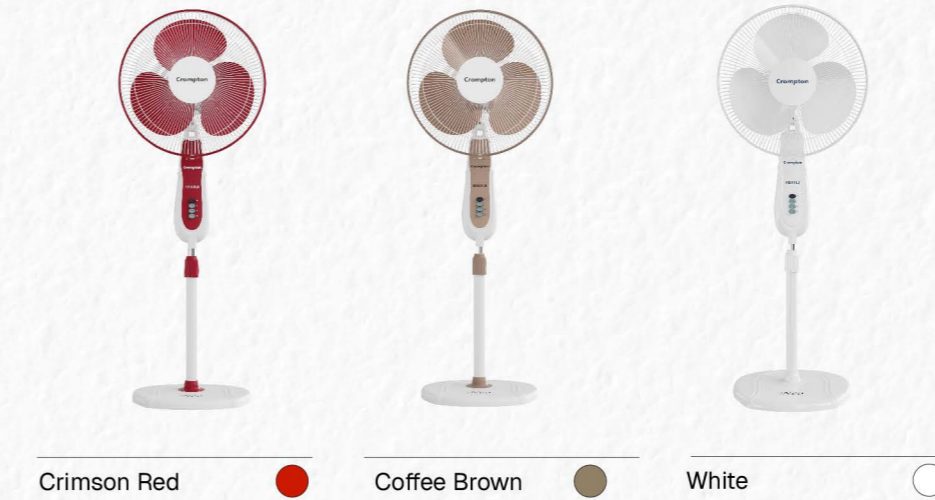


## HIGH FLO NEO



- High air delivery
- Thermal overload protection for long lasting motor
- Smooth oscillation
- Unique range of colors

| Sweep (mm) | Power Inputs (Watts) | Speed (RPM) | Air Delivery (CMM) |
|------------|----------------------|-------------|--------------------|
| 400        | 58 W                 | 1330        | 85                 |



## WAVESTAR NEO



White



- High air delivery
- Thermal overload protection for long lasting motor
- Smooth oscillation & unique design
- Height adjustment for desired air flow

| Sweep (mm) | Power Inputs (Watts) | Speed (RPM) | Air Delivery (CMM) |
|------------|----------------------|-------------|--------------------|
| 400        | 60 W                 | 1350        | 85                 |

## SSTORM 2



Silver Black



- Superior air delivery
- Thermal overload protection for long lasting motor
- Royal finish
- Also available in Matte Black
- Also available in 16 inch

| Sweep (mm) | Power Inputs (Watts) | Speed (RPM) | Air Delivery (CMM) |
|------------|----------------------|-------------|--------------------|
| 450        | 90 W                 | 1350        | 100                |

## BRIZSTAR FARRATA



Black



- Sturdy metallic base
- Anti-rust aluminium blades
- Height adjustment

| Sweep (mm) | Power Inputs (Watts) | Speed (RPM) | Air Delivery (CMM) |
|------------|----------------------|-------------|--------------------|
| 500        | 145 W                | 1400        | 125                |

## BRIZSTAR FARRATA OSC



Black



- Smooth oscillation function
- Height adjustment
- Finger test adhering guards
- Thermal overload protection
- Sturdy metallic base
- Anti-rust aluminium blades

| Sweep (mm) | Power Inputs (Watts) | Speed (RPM) | Air Delivery (CMM) |
|------------|----------------------|-------------|--------------------|
| 500        | 150 W                | 1380        | 125                |

# WINDSTAR FARRATA

COMING SOON



White Black



Black



- Height adjustment
- Finger test adhering guards
- Thermal overload protection
- Sturdy metallic base
- Anti-rust aluminium blades
- Double Ball Bearing

| Sweep (mm) | Power Inputs (Watts) | Speed (RPM) | Air Delivery (CMM) |
|------------|----------------------|-------------|--------------------|
| 500        | 145 W                | 1400        | 125                |



# WAVESTAR

COMING SOON



White



- High air delivery
- Thermal overload protection for long lasting motor
- Smooth oscillation & unique design
- Height adjustment for desired air flow

| Sweep (mm) | Power Inputs (Watts) | Speed (RPM) | Air Delivery (CMM) |
|------------|----------------------|-------------|--------------------|
| 400        | 58 W                 | 1350        | 72                 |

# HIGHSPEED TORPEDO



- Powerful high speed motor
- Range of unique colors
- Thermal overload protection
- Sturdy construction
- Smooth oscillation
- Also available in 300mm


| Sweep (mm) | Power Inputs (Watts) | Speed (RPM) | Air Delivery (CMM) |
|------------|----------------------|-------------|--------------------|
| 400        | 125 W                | 2100        | 105                |



Black



Blue White



White



Black Yellow



# EVA

COMING SOON



Black Red



Black




White



- Superior air delivery
- Thermal overload protection for long lasting motor
- Smooth oscillation
- Unique range of colors

| Sweep (mm) | Power Inputs (Watts) | Speed (RPM) | Air Delivery (CMM) |
|------------|----------------------|-------------|--------------------|
| 400        | 115 W                | 2100        | 105                |

## HIGH FLO WAVE PLUS



Black



Black Red



White



- High air delivery
- Thermal overload protection for long lasting motor
- Smooth oscillation
- Improved blade design

| Sweep (mm) | Power Inputs (Watts) | Speed (RPM) | Air Delivery (CMM) |
|------------|----------------------|-------------|--------------------|
| 400        | 60 W                 | 1350        | 85                 |



## WAVESTAR



White




- High air delivery
- Thermal overload protection for long lasting motor
- Smooth oscillation & unique design
- Height adjustment for desired air flow

| Sweep (mm) | Power Inputs (Watts) | Speed (RPM) | Air Delivery (CMM) |
|------------|----------------------|-------------|--------------------|
| 395        | 58 W                 | 1350        | 72                 |



## HIGH FLO NEO



Crimson Red



Coffee Brown




White



- PP blade, low noise operation
- Thermal overload protection for long lasting motor
- Smooth oscillation
- Also available in 300mm

| Sweep (mm) | Power Inputs (Watts) | Speed (RPM) | Air Delivery (CMM) |
|------------|----------------------|-------------|--------------------|
| 400        | 58 W                 | 1330        | 85                 |

## SSTORM 2



Black



- Superior air delivery
- Thermal protection for long lasting motor
- Royal finish
- Also available in Matte Black
- Also available in metal body as Storm2 Plus


| Sweep (mm) | Power Inputs (Watts) | Speed (RPM) | Air Delivery (CMM) |
|------------|----------------------|-------------|--------------------|
| 450        | 90 W                 | 1350        | 100                |



# DOMESTIC EXHAUST

Stylish Metallic and Plastic  
body options with powerful  
suction and low noise operation.

## TRANSAIR / TRANSAIR REVERSIBLE



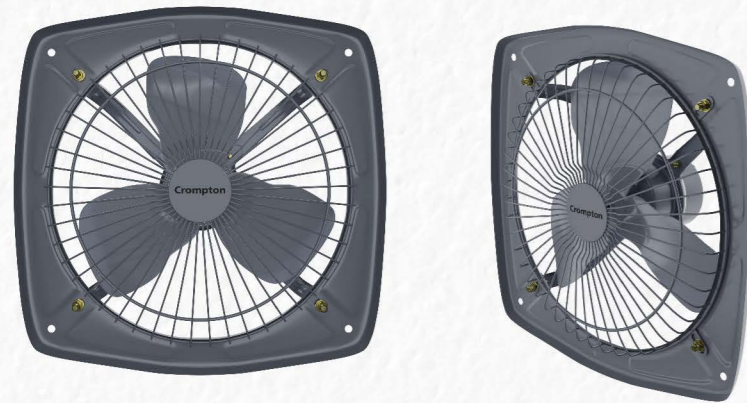
Ash Grey



- With the flick of a switch one can opt for exhaust mode or fresh air mode in Transair Reversible
- Metal bird screen for protection from birds and foreign matter
- Reversible type available in 225mm & 300mm size only

| Sweep (mm) | Power Inputs (Watts) | Speed (RPM) | Air Delivery (CMM) |
|------------|----------------------|-------------|--------------------|
| 150        | 55 W                 | 2000        | 320                |
| 225        | 48 W                 | 1400        | 720                |
| 300        | 72 W                 | 1380        | 1600               |

## DRIFT AIR PLUS




Grey



- Sturdy Metal body with Metal blades
- Metal bird screen for protection from birds and foreign matter
- New variant available with anti-dust coating

| Sweep (mm) | Power Inputs (Watts) | Speed (RPM) | Air Delivery (CMM) |
|------------|----------------------|-------------|--------------------|
| 150        | 42 W                 | 2300        | 400                |
| 225        | 36 W                 | 1370        | 800                |
| 300        | 50 W                 | 1370        | 1160               |

## FLUX AIR




Grey



- Sturdy metal body with metal blade. It also comes with corrosion resistant coating on blade & body
- Bird screen for protection from birds and foreign matter

| Sweep (mm) | Power Inputs (Watts) | Speed (RPM) | Air Delivery (CMM) |
|------------|----------------------|-------------|--------------------|
| 225        | 36 W                 | 1380        | 800                |

## DRIFT AIR GUARD NEW



Grey



- Corrosion-resistant with sturdy metal body
- Back louvers for maximum durability
- Powerful, silent ventilation that stands the test of time

| Sweep (mm) | Power Inputs (Watts) | Speed (RPM) | Air Delivery (CMM) |
|------------|----------------------|-------------|--------------------|
| 225        | 35 W                 | 1370        | 800                |

## AXIAL AIR




Ivory



- Sturdy front grill for additional safety
- 100 available in Ivory and White colour
- 150 available in Brown, Black, Ivory and White colour

| Sweep (mm) | Power Inputs (Watts) | Speed (RPM) | Air Delivery (CMM) |
|------------|----------------------|-------------|--------------------|
| 100        | 12 W                 | 2400        | 140                |
| 150        | 20 W                 | 1750        | 275                |

## BRISK AIR PLUS




White



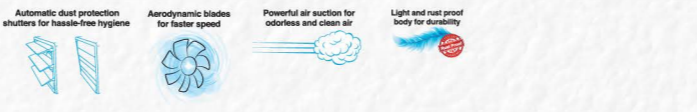
- Sleek design with aerodynamic blades
- Back flaps for prevention of entry of dust and foreign particles.
- 150 and 200mm available in White, Black, Brown & Ivory colour

| Sweep (mm) | Power Inputs (Watts) | Speed (RPM) | Air Delivery (CMM) |
|------------|----------------------|-------------|--------------------|
| 150        | 25 W                 | 1300        | 275                |
| 200        | 30 W                 | 1300        | 450                |

## BRISK AIR NEO



White



- Sleek design with aerodynamic blades
- Back flaps for prevention of entry of dust and foreign particles.

| Sweep (mm) | Power Inputs (Watts) | Speed (RPM) | Air Delivery (CMM) |
|------------|----------------------|-------------|--------------------|
| 150        | 27 W                 | 1350        | 280                |
| 200        | 28 W                 | 1350        | 500                |
| 250        | 30 W                 | 1310        | 800                |

## BRISK AIR CM



White



- Modern Aesthetics
- Automatic louvers
- A ceiling-mount exhaust fan designed with modern aesthetics.
- Suitable to be mounted on false ceilings to elevate your décor.

| Sweep (mm) | Power Inputs (Watts) | Speed (RPM) | Air Delivery (CMM) |
|------------|----------------------|-------------|--------------------|
| 110        | 28 W                 | 1400        | 75                 |

# VENTILUS



Ivory



- Automatic Shutter for dust protection.
- 150mm and 200mm available in Ivory and White colour

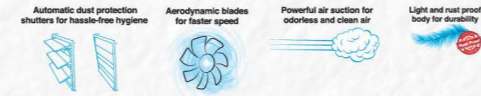
| Sweep (mm) | Power Inputs (Watts) | Speed (RPM) | Air Delivery (CMM) |
|------------|----------------------|-------------|--------------------|
| 150        | 25 W                 | 1300        | 275                |
| 200        | 30 W                 | 1300        | 450                |
| 250        | 35 W                 | 1300        | 900                |



# VENTILUS HS



Ivory



- High speed operation
- Automatic shutter for dust protection
- 150 and 200mm available in Brown, Black, Ivory and White colour

| Sweep (mm) | Power Inputs (Watts) | Speed (RPM) | Air Delivery (CMM) |
|------------|----------------------|-------------|--------------------|
| 150        | 33 W                 | 2400        | 450                |
| 200        | 38 W                 | 1800        | 900                |

# NEW MOUNT AIR



Wood




White

Can also be mounted on glass panel



- Lightweight and sleek design with ABS body
- Silent operation and superior air flow
- Can be installed on Glass, Wall and Ceiling
- 100mm and 150mm available in White, Wood & Steel colour

| Sweep (mm) | Power Inputs (Watts) | Speed (RPM) | Air Delivery (CMM) |
|------------|----------------------|-------------|--------------------|
| 100        | 11 W                 | 2500        | 120                |
| 150        | 20 W                 | 1500        | 200                |



# PERSONAL

Lightweight and easy to carry,  
delivering refreshing comfort  
at your desk, bedside, or on  
the go.

## BRASSO



White



- Excellent air throw
- Rust proof plastic body
- Sleek and sturdy design
- Can be used on wall and ceiling

| Sweep (mm) | Power Inputs (Watts) | Speed (RPM) | Air Delivery (CMM) |
|------------|----------------------|-------------|--------------------|
| 300        | 90 W                 | 2000        | 60                 |



## CITO PRO COMING SOON



Black  Red  White



- High air delivery
- Multipurpose fan (Table cum wall)
- Thermal overload protection for long lasting motor
- Sturdy construction
- Smooth oscillation

| Sweep (mm) | Power Inputs (Watts) | Speed (RPM) | Air Delivery (CMM) |
|------------|----------------------|-------------|--------------------|
| 225        | 50 W                 | 2600        | 20                 |



## SIRO CLIP FAN COMING SOON




White



- Rechargeable fan
- C-Type charging cable
- 3 speed operation
- Multifunctional clip
- 360° rotation
- Available in black color

| Sweep (mm) | Power Inputs (Watts) | Speed (RPM) |
|------------|----------------------|-------------|
| 100        | 10 W                 | 3500        |

## BRIVIS COMING SOON




White



- ISI Marked
- Thermal Overload Protection
- Smooth Oscillation
- High Air Delivery
- Reliable & Compact
- 1 year warranty



| Power Inputs (Watts) | Speed (RPM) | Air Delivery (CMH) |
|----------------------|-------------|--------------------|
| 180 W                | 1400        | 1200               |



# INDUSTRIAL

Heavy Duty fans with powerful motors and superior air delivery for industrial and commercial use.

# HEAVY DUTY EXHAUST FANS



- Totally enclosed, continuously rated highly efficient heavy-duty motor
- Aerodynamically contoured blades provide maximum air with minimum power consumption double ball bearing for longer life
- Rigid frame with rubber mountings for silent operations
- Anti-corrosive blade & body
- Degree of protection : IP55 rated


| Model Name         | Impeller Diameter (mm) | Phase  | Pole   | Power Inputs (Watts) | Speed (RPM) | Air Delivery (CMM) | Current (AMP) | Noise Level (dBA) |
|--------------------|------------------------|--------|--------|----------------------|-------------|--------------------|---------------|-------------------|
| EXHD300-4-1 (ISI)* | 300                    | Single | 4 Pole | 90 W                 | 1400        | 1710               | 0.43          | 56                |
| EXHD300-6-1 (ISI)  | 300                    | Single | 6 Pole | 55 W                 | 950         | 1145               | 0.26          | 54                |
| EXHD380-4-1 (ISI)  | 380                    | Single | 4 Pole | 150 W                | 1400        | 3250               | 0.72          | 63                |
| EXHD380-4-3        | 380                    | Three  | 4 Pole | 150 W                | 1400        | 3250               | 0.30          | 63                |
| EXHD380-6-1 (ISI)  | 380                    | Single | 6 Pole | 100 W                | 950         | 2000               | 0.48          | 56                |
| EXHD450-4-1 (ISI)* | 450                    | Single | 4 Pole | 350 W                | 1400        | 6120               | 1.65          | 65                |
| EXHD450-4-3        | 450                    | Three  | 4 Pole | 410 W                | 1400        | 6120               | 0.94          | 65                |
| EXHD450-6-1        | 450                    | Single | 6 Pole | 145 W                | 950         | 3900               | 0.70          | 63                |
| EXHD600-6-1        | 600                    | Single | 6 Pole | 550 W                | 950         | 9400               | 2.65          | 65                |
| EXHD600-6-3        | 600                    | Three  | 6 Pole | 550 W                | 950         | 9400               | 1.27          | 65                |
| EXHD900-8-3        | 900                    | Three  | 8 Pole | 1200 W               | 700         | 25200              | 2.60          | 68                |

\* Also available in IP65 rating for Industries like Ceramic, Spice, Cement etc.

# VORTEX SERIES (AIR CIRCULATORS)



- Aerodynamically designed blades for higher air delivery
- Heavy duty motor with double ball bearing for longer life
- Wider oscillation at 85°
- Heavy base for greater
- Improved guard design
- Attractive aesthetics

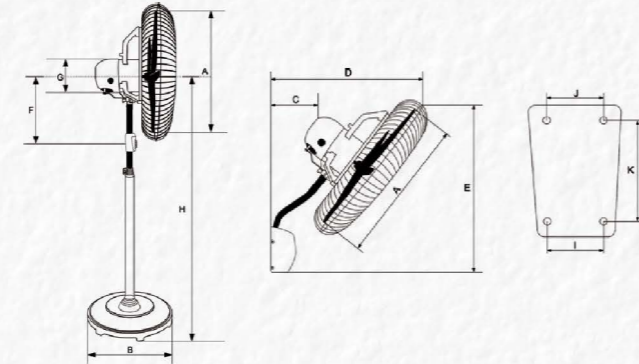


| 450mm    | 600mm    | 750mm    |
|----------|----------|----------|
| Pedestal | Pedestal | Pedestal |
| Wall     | Wall     | Wall     |

| Product ID   | Type     | Sweep (mm) | Phase  | Speed (RPM) | Capacitor (MFD) | Air Delivery (M3/H) | Current (AMP) | Power Input (Watts) | Noise Level (dba) | Adjustable height (M) |
|--------------|----------|------------|--------|-------------|-----------------|---------------------|---------------|---------------------|-------------------|-----------------------|
| ACVORTEX18PF | Pedestal | 450        | Single | 1440        | 3.15            | 7500                | 70.45         | 100 W               | 64                | 1.35 / 1.025          |
| ACVORTEX18WM | Wall     | 450        | Single | 1440        | 3.15            | 7500                | 0.45          | 100 W               | 64                |                       |
| ACVORTEX24PF | Pedestal | 600        | Single | 1440        | 5               | 16000               | 0.95          | 200 W               | 68                | 1.75 / 1.325          |
| ACVORTEX24WM | Wall     | 600        | Single | 1440        | 5               | 16000               | 0.95          | 200 W               | 68                |                       |
| ACVORTEX30PF | Pedestal | 750        | Single | 1440        | 5               | 22200               | 1.2           | 250 W               | 76                | 1.75 / 1.325          |
| ACVORTEX30WM | Wall     | 750        | Single | 1440        | 5               | 22200               | 1.2           | 250 W               | 76                |                       |



\* Rated Voltage 230V, 50Hz AC for single phase 415V, 50Hz for three Phase fans  
\* Built in Regulator available only for 450mm sweep



| Model            | A    |     | B    |      | H    |      | E    |     | C    |     | D |  | F   | G   | I   | J | K   |
|------------------|------|-----|------|------|------|------|------|-----|------|-----|---|--|-----|-----|-----|---|-----|
|                  | Mini | Max | Mini | Max  | Mini | Max  | Mini | Max | Mini | Max |   |  |     |     |     |   |     |
| VORTEX 450 mm PF | 450  | 450 | 1135 | 1200 |      |      |      |     |      |     |   |  | 350 | 164 |     |   | 190 |
| VORTEX 600 mm PF | 600  | 515 | 1290 | 1600 |      |      |      |     |      |     |   |  | 164 |     |     |   | 190 |
| VORTEX 750 mm PF | 750  | 515 | 1290 | 1600 |      |      |      |     |      |     |   |  | 164 |     |     |   | 190 |
| VORTEX 450 mm WF | 450  |     |      |      | 760  | 800  | 70   | 120 | 380  | 450 |   |  | 164 | 85  | 115 |   |     |
| VORTEX 600 mm WF | 600  |     |      |      | 830  | 870  | 120  | 160 | 530  | 580 |   |  | 164 | 85  | 115 |   |     |
| VORTEX 750 mm WF | 750  |     |      |      | 1100 | 1200 | 120  | 160 | 530  | 580 |   |  | 164 | 85  | 115 |   |     |

## CROMPTON GREAVES CONSUMER ELECTRICALS LIMITED

Registered Office: 05GBD, Godrej Business District, Pirojshanagar, Vikhroli West, Mumbai, Maharashtra 400079.



-  Toll free number: +91 92288 80505 (Mon to Sat: 9am - 6pm)
-  Email Id: [consumer.support@crompton.co.in](mailto:consumer.support@crompton.co.in)
-  Website: [www.crompton.co.in](http://www.crompton.co.in)



WhatsApp Number:  
+91 74287 13838  
Scan the QR code  
to chat with us



24\*7 Web Registration  
on our website Scan  
for Service request or  
warranty registration

Disclaimer - While every effort has been taken to ensure that all specifications and description are correct, this brochure should not be regarded as an infallible guide and not as an offer of sales for a particular product. Due to variables in production process, colours of actual products may vary slightly from those depicted. Model numbers and specifications are for reference only. May subject to change without prior notice.

\*The Superflo's claim of India's highest air delivery fan (260 CMM air delivery) is based on internal laboratory tests conducted under ideal conditions and is applicable exclusively to Crompton's Metal Blade Induction ceiling fans in the 1200mm-1270mm sweep range. Actual performance may vary due to external factors. Crompton reserves the right to amend or withdraw this claim based on further testing or regulatory updates. Any Metal Blade Induction ceiling fan claiming superior air delivery must be registered with the Bureau of Energy Efficiency by December 31, 2024.