

 **ANCHOR**
by **Panasonic**

Panasonic



**SWITCHES
THAT MATCH
YOUR AESTHETIC**

**WIRING DEVICES
FLIPCHART: 2024**

INDEX

1. Roma Urban
2. Roma Urban - Smart Touch
3. Roma Classic
4. Tiona
5. Roma Plus
6. Penta Modular - Flat Switches
7. Penta Modular
8. Ziva
9. Woods
10. Rider
11. Penta
12. Vision
13. Europa
14. Smart Anchor
15. Smart Devices
16. Obel

ROMA
URBAN

Switch On Inspiration

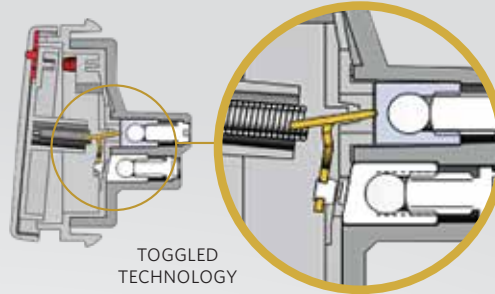


Our Pricelist is Now
Available Online
Scan & download



TOGGLED TECHNOLOGY

The all new range of ROMA is not only pleasing to the eyes but also to the ears. Toggle type mechanism is an advanced switch operation technique which provides soft sound. It makes the switches easy to operate and also increases the lifespan of the switch.



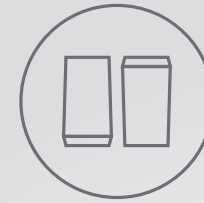
EXTRA SAFETY

Urea back and front PC of V0 grade material used provides extra safety. It has flame retardant properties, which makes the switches safer with a longer lifespan. It also has higher heat resistance properties as compared to PC of other grades and thermoplastics. In addition to this, the moulding of the switches is not easy. The technology used in developing the special designs and shapes involves high cost and hi tech infrastructure, which makes the duplicity of the product very difficult.

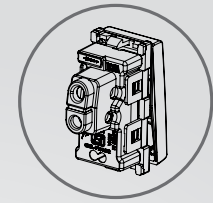


SUPER GLOSSY FINISH

The super glossy finish gives these switches the ultimate premium look. They effortlessly complement the interior decoration of a space. Plus, the design also ensures that dust does not settle easily.




Switch tested for 100000 On/Off switching operations



Captive Screw Terminals:
Never to loose screws
& Quick to install




Switches with Soft Operations with sound (< 62 db)



All Sockets With Safety Shutter




IP20 - No access of live parts by finger and hence Safe



Sturdy Metal Inner Frame

PLATES

Antimicrobial series is also available 

COVER PLATE WITH BASE FRAME



White



Black



Silver



Graphite Black

COLOR PLATE WITHOUT CROME COLLAR



Sapphire Blue Metallic



Azure Blue Metallic



Pistachio Green Metallic



Champaign Gold Metallic



Caramine Red Metallic



Olive Green Metallic



Charcoal Black



Rose Gold Metallic



Dark Walnut



Oak Wood

Accessories Available In: White  Black  Silver  Graphite Black 

PLATES

Antimicrobial series is also available




COLOR PLATE WITH COLLAR



Sea Blue



Oriental Maroon



Cooper White



Lamp Black



Chrome white



Gold White



Gold Black



Woody

METALLIC PLATE WITH CHROME COLLAR



Gold



Brushed Aluminum

PLATES

Antimicrobial series is also available



GLASS PLATE WITHOUT COLLAR



Pure White




Space Black



Aqua Blue



Starline Copper




Starline Grey

GLASS PLATE WITH CHROME COLLAR



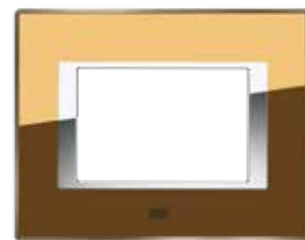
Pure White



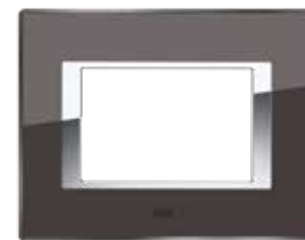
Space Black



Aqua Blue



Starline Copper



Starline Grey

Accessories Available In:

White



Black



Silver



Graphite Black



ROMA
URBAN

SMART TOUCH

Smartness Meets Glamour



Our Pricelist is Now
Available Online
Scan & download



Powered by

MirAte
Connected Living

Functionality Meets Aesthetics

Blends with Wiring Devices Accessories



Wi-Fi Based



Feather Touch



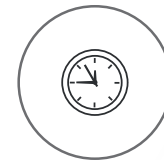
Control From Anywhere



Scenario Control



Supports Voice Command



ON/OFF Scheduling



SMART TOUCH SWITCH

SMART TOUCH SWITCHES



Smart Touch Switch
2 Channel



Smart Touch Switch
3 Channel



Smart Touch Switch 25A
with Energy Monitoring



Smart Touch Switch
Curtain Controller



Smart Touch Switch
Fan Regulator



Smart Touch Switch
Dimmer

AVAILABLE COLOURS



White



Silver



Graphite Black



Black

Powered by

MirAle
Connected Living

COMPATIBLE WITH ROMA URBAN & PANASONIC EUROPA PLATES

Accessories Available In:

White



Black



Silver



Graphite Black



ROMA
Classic

Switch To An Impression Which Lasts Forever



Our Pricelist is Now
Available Online
Scan & download



BASIC PLATE



Enhanced Safety



Robust Functionality



Long Operational Life

GLASS PLATE



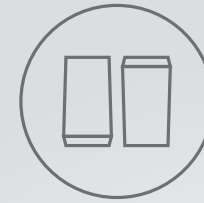
Precision Diamond Cut for Stylish Design



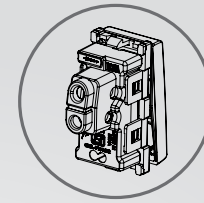
High Density Toughened Glass



UPP Technology ensures Rich Colour Effect



Switch tested for 100000 On/Off switching operations



Captive Screw Terminals: Never to loose screws & Quick to install



Switches with Soft Operations with sound (< 62 db)



Glossy finish



Switches, Sockets & Regulators with ISI marking



Antimicrobial range available on request

PLATES

Antimicrobial series is also available



TRESA SOLID PLATES



Solid White



Matt Black

LIRA PLATES



White



Matt Black

VETRO GLASS PLATES



Pure White



Aqua Blue



Space Black

DEKO PLATES



White

SOLID METAL PLATES



Victorian SS

SOLID METAL PLATES



Classic Gold

SURFACE BOX WITH PLATE



White

Accessories Available In:

White



Matt Black



TIONA

Discover Your Design

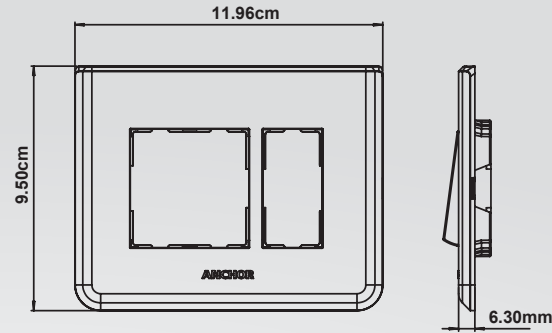


Our Pricelist is Now
Available Online
Scan & download




Slim & Elegant Design

- Great aesthetic
- Blends with the wall and gives a very sleek look



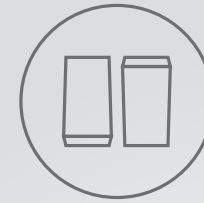
Soft Operational Sound

- Switches with reduced sound
- Sound Level <65 Db

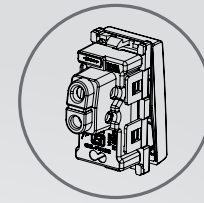


IP20 Protection

- No live part is exposed to fingers and can be accessible only through screw driver
- Protects against solid object larger than 12mm



Switch tested for
100000 On/Off
switching operations



Captive Screw Terminals:
Never to loose screws
& Quick to install



Smooth Insertion
& Withdrawal
Force



Switches with Soft
Operations with
sound (< 65 db)




All Sockets
With Safety
Shutter



IP20 - No access of
live parts by finger
and hence Safe

PLATES

COVER PLATE



White



Black

WOODY PLATE



Pine Wood



Oak Wood



Walnut Wood

COLOUR PLATE



Champagne




Shimmer Red



Coffee Brown



Midnight Blue



Eastern Blue



Sand Beige


GLASS PLATE



Rich Black



Shimmer White



Shimmer Grey



Bronze Mirror



Copper Mirror

ROMA
PLUS

Elegance Redefined



Our Pricelist is Now
Available Online
Scan & download




PLATES

Antimicrobial series is also available



REGULAR PLATES



White



Black

Accessories Available In:

White



Graphite Black



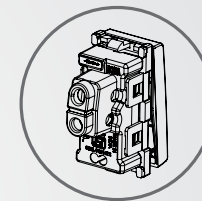
Glossy finish
with accessories
available in PC




Switch tested for
100000 On/Off
switching operations



IP20 -
No access of
live parts by finger
and hence Safe



*Captive Screw
Terminals:
Never to loose
screws
& Quick to install



Switches &
Sockets
with ISI marking

PENTA
MODULAR

FLAT SWITCHES

Thin Slim Flat Switches A Flat, Stylish Revolution



Our Pricelist is Now
Available Online
Scan & download





Flat
Elegant Look



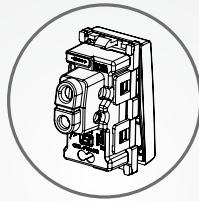
Split
Rocker



Soft
Operation
Sound (<62 db)



Gloss finish
with accessories



Captive Screw Terminals:
Never to loose screws
& Quick to install



IP20 - No access of
live parts by finger
and hence Safe



Switch tested for
100000 On/Off
switching operations



Front Installation &
removal from the frame



Switches,
with ISI marking

PENTA
MODULAR

Make A Choice Which Makes an Impression



Our Pricelist is Now
Available Online
Scan & download



2 in 1 socket with Urea Backpiece

Properties of Urea Formaldehyde

High Melting Point of 850 degrees

Does not catch fire

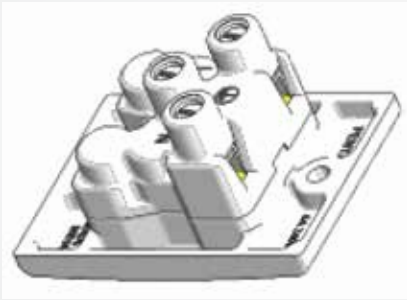
Does not drips on burning

Safe to Install and use



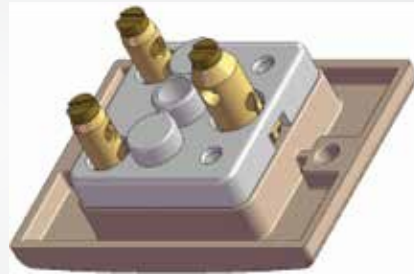
Bigger Dimension wire holes

Penta Modular Socket



Area of the hole : 14.6 mm²

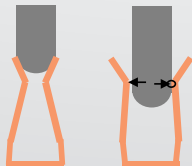
Ordinary Socket



Area of the hole : 10.2 mm²

Uniform Insertion & Withdrawal Force – Long life

Penta Modular Socket



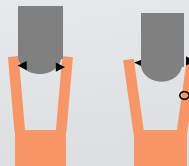
Contact point is always here

Insert force does not change. Insertion Withdrawal force is uniform.

Very soft and proper connection lasts longer

Same performance even after 10 years

Regular Socket



Contact point moves downwards

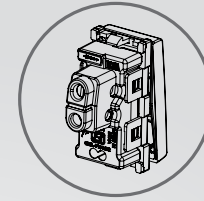
Deeper the insertion, more the insertion force. Insertion / Withdrawal force is not uniform.

Hard and it goes easily loosen

Broken suddenly



Switch tested for 100000 On/Off switching operations



Captive Screw Terminals: Never to loose screws & Quick to install



2 in 1 Socket with Urea backpiece



Switches, Sockets & Regulators with ISI marking



IP20 - No access of live parts by finger and hence Safe



Front Installation & removal from the frame

PLATES

REGULAR PLATES

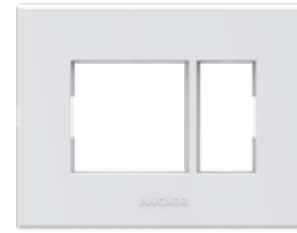


White




Black

THIN SLIM PLATES



White



Black

EXIIMA PLATES



Golden Pecan




Chocolate Hardwood




Black Ebony

THIN SLIM GINA PLATES




White - Chrome



Black - Chrome

DESIGNER (COLOR PLATES)



Aqua Green



Rose Gold



Charcoal Grey



Bronze Blaze



Ruby Red




Golden Ash

PLATES


GINA PLATES




White



Black



White



Black

GRAPHIC PLATES




Kalamkari



Chameli




Kassa Noor




Arabian Night

PLATES SUITABLE FOR WOODEN BOXES



White



Aqua Green



Ruby Red

Accessories Available In:

White



Graphite Black



ziva

Meets Every Standard




Our Pricelist is Now
Available Online
Scan & download



Vertical & Horizontal Installation

- Can be mounted vertically or horizontally
- Vertically mounted plates can fit in any space constraints
- Looks trendy & young



Two Plate Design & Single Mounting Plate Design



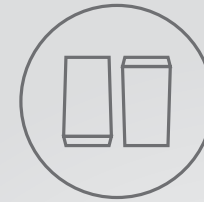
Two Plate Design



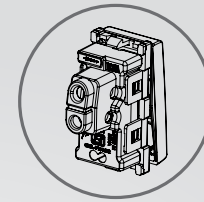
Single Mounting Plate Design

Captive Screws

- Screws do not fall away
- Avoid screw driver slippage



Switch tested for
100000 On/Off
switching operations



Captive Screw Terminals:
Never to loose screws
& Quick to install



Smooth Insertion
& Withdrawal
Force



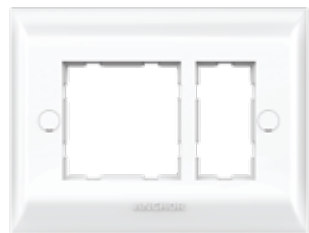
Switch / Socket range
adheres to
BIS requirements

IP 20

IP20 - No access of
live parts by finger
and hence Safe

PLATES

SINGLE MOUNTING PLATE




White

COVER PLATE WITH BASE FRAME



Chrome Collar - White



Chrome Collar - Black




Golden Collar - White



Golden Collar - Black

COVER PLATE WITH BASE FRAME



Silver



Graphite Black

PLATES SUITABLE FOR WOODEN BOXES



Cherry Red



Lavender



Blue Berry

SURFACE BOX WITH PLATE



White

COLOR PLATES - COVER PLATE WITH BASE FRAME



Cherry Red



Lavender



Blue Berry



Brass



Shinning Silver



For Those Who Turn Class Into A Statement




Our Pricelist is Now
Available Online
Scan & download



PLATES

STELLA GLOSSY FINISH PLATES



White

MATRIX GLOSSY FINISH PLATES



White

MATRIX METALLIC FINISH PLATES



Twilight Grey



Jet Silver



Black Graphite

Accessories Available In: White Black



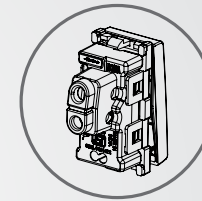
Glossy finish
with accessories
available in PC



Switch tested for
100000 On/Off
switching operations



IP20 -
No access of
live parts by finger
and hence Safe



*Captive Screw
Terminals:
Never to loose
screws
& Quick to install



UV stabilise
FR grade
PC material

Rider

Smart Switches For Modern Interiors



Our Pricelist is Now
Available Online
Scan & download



PLATES

REGO - SINGLE MOUNTING PLATES



White




Black

REGENCY - FRONT PLATES WITH BASE FRAME



White



Black

Accessories Available In:

White 

Graphite Black 



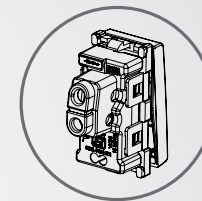
Glossy finish
with accessories
available in PC




Switch tested for
100000 On/Off
switching operations



IP20 -
No access of
live parts by finger
and hence Safe



*Captive Screw
Terminals:
Never to loose
screws
& Quick to install



Switches &
Sockets
with ISI marking

PENTA

An Integral Part of Every Family.



Our Pricelist is Now
Available Online
Scan & download



PRODUCTS

5 in 1 COMBINED UNIT



SURFACE DP



PORCELAIN FUSE UNIT



CHANGE OVER UNIT



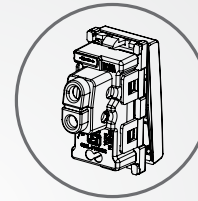
Glossy finish
with accessories
available in PC



Fire Retardant
Upto 850°




IP20 -
No access of
live parts by finger
and hence Safe



*Captive Screw
Terminals:
Never to loose
screws
& Quick to install



*3 Pin Round Socket
with Urea
backpiece



Switches &
Sockets
with ISI marking

*Selected Products

Panasonic

VISION

JAPANESE QUALITY & STYLISH DESIGN

**India's First
Switch with Screwless Termination
For Quick, Safe and Easy Installation.**



Our Pricelist is Now
Available Online
Scan & download



PLATES

Antimicrobial series is also available



PLATES



White



Black & Silver



Black

Accessories Available In:

White

Black

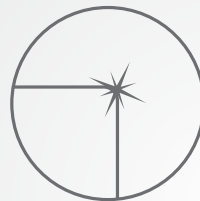
Black & Silver



Switch tested for
100000 On/Off
switching operations



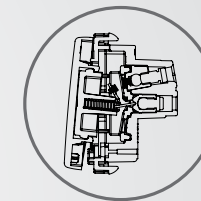
Premium switches
& accessories



Elegant and gloss
finish with
accessories in
glossy white



RoHS
Compliant



Switch with
Toggled Technology



IP20 - No access of
live parts by finger
and hence Safe

Panasonic
EUROPA

Precision Perfection
Performance

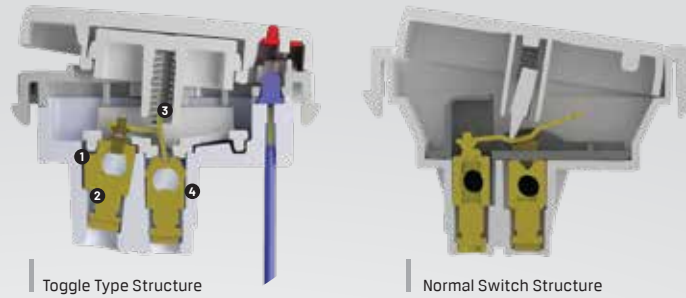


Our Pricelist is Now
Available Online
Scan & download



Toggle Type Structure

- Pillar Terminals (Brass + Silver Flash)
- Terminal Screws (Brass + Silver Flash)
- Contact Bridge (Brass)
- Switch Housing (Urea)




Toggle Type Structure

Normal Switch Structure

Flame Retardant

- Flame retardant (Resist fire)
- Difficult to mould therefore duplicacy of product is very difficult
- Urea formaldehyde has high flame retardant properties as compared to PC or other thermoplastic

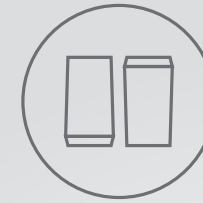


Front Polycarbonate of (V0 Grade)

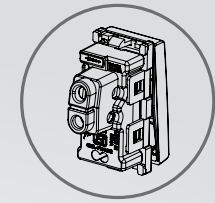
Back Piece Urea Material

RoHS Compliant

Panasonic is committed towards making a positive & proactive contribution to the community. So we highly pay attention to protect global environment and relieve environmental load from our business operation, complying with the RoHS directive.



Switch tested for 100000 On/Off switching operations



Captive Screw Terminals: Never to loose screws & Quick to install



Switches with Soft Operations with sound (< 62 db)



RoHS Compliant



IP20 - No access of live parts by finger and hence Safe



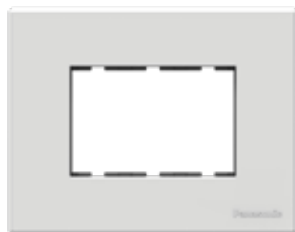
Sturdy Metal Inner Frame

PLATES

Antimicrobial series is also available




PURE PLATES




White



Black



Silver



Graphite Black

CLEAR PLATES



Pure White



Space Black



Aqua Blue

METAL PLATES



Gold



Brushed Aluminium

Accessories Available In:

White



Black



Silver



Graphite Black



-ACCESSORIES

The Gateway to the Future.



Our Pricelist is Now
Available Online
Scan & download



ACCESSORIES

FLEXI CORD



SPIKE GUARD



SPIKE GUARD - MINI



DOOR BELL



WIRELESS DOOR BELL



PLUG TOP



MULTIPLUG ADAPTOR



LAMP HOLDER



MOTION SENSOR



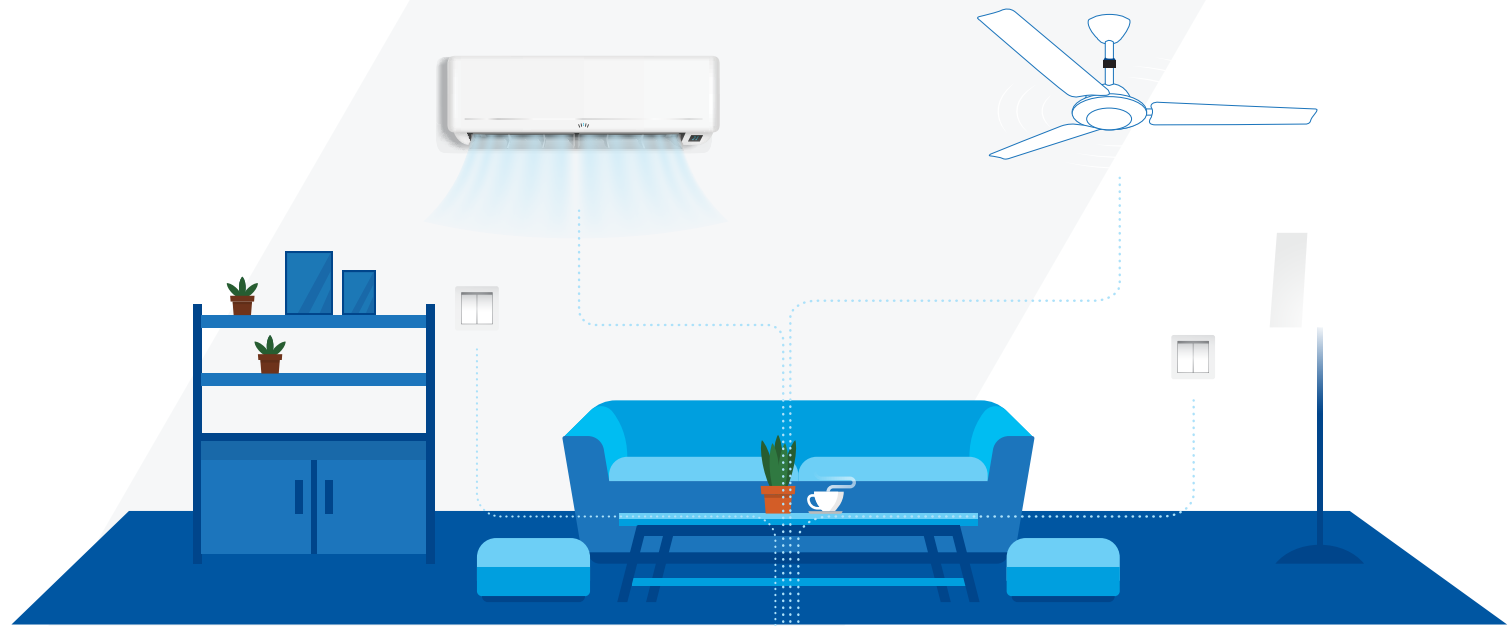
WATER OVERFLOW ALARM




CEILING ROSE



Control Your Non-Smart Devices at Your Fingertips



Our Pricelist is Now
Available Online
Scan & download



PRODUCTS

SMART RETROFIT CONTROLLER



FAN SPEED CONTROLLER



SMART PLUG ADAPTOR



IR BLASTER



WiFi
Based



Control From
Anywhere



Energy Monitoring
25A Switch



*Control By
Remote



ON/ OFF
Scheduling



Supports
Voice Command




Scenario
Control



Obel
switch

Marvelous Bell Switch That Enables Happy Home.



Our Pricelist is Now
Available Online
Scan & download



LEAF BELL



Wooden Luxury
With Indicator



Silver Lining
With Indicator



Royal Marble
Without Indicator

OYSTER BELL



Antique Oak
With Indicator



Pine Forest
With Indicator



Princess Crown
With Indicator

SATURN BELL



Misty Gold
With Indicator



Brass Beauty
With Indicator




King's Arc
Without Indicator

N.E.W.S. BELL



Royal Oak
With Indicator



Sterling Illusion
With Indicator





Panasonic

PANASONIC LIFE SOLUTIONS INDIA PVT LTD.

Corporate & Head Office: 3rd Floor, B Wing, I-Think Techno Campus,
Pokharan Road No.2, Thane (W), Thane - 400 607, Maharashtra.

Tel 022 4222 8888 | Fax 022 4222 8884

Customer Care no.: 022-41304130 | WhatsApp: 9136028606

Email: wecare@in.panasonic.com | www.lsin.panasonic.com

Registered Office: 12th Floor, Ambience Tower, Ambience Island,
NH-48, Gurugram - 122 002, Haryana.

